

District Report Card 2021 - 2022

For more detailed information, please visit <https://msrc.mdek12.org>.



Columbia School District
Columbia, MS



613 Wildcat Way
Columbia, MS 39429



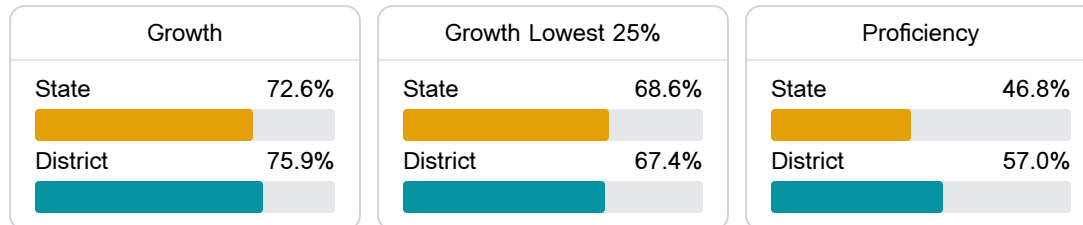
Dr. Jason Q. Harris
jharris@columbiaschools.org

School Accountability Grade Components

Mississippi's accountability system assigns "A" through "F" letter grades for schools and districts. Grades are based on student achievement, student growth, student participation in testing, and other academic measures. COVID - 19 pandemic disruptions continue to be reflected in 2021 - 2022 accountability data, particularly growth data.

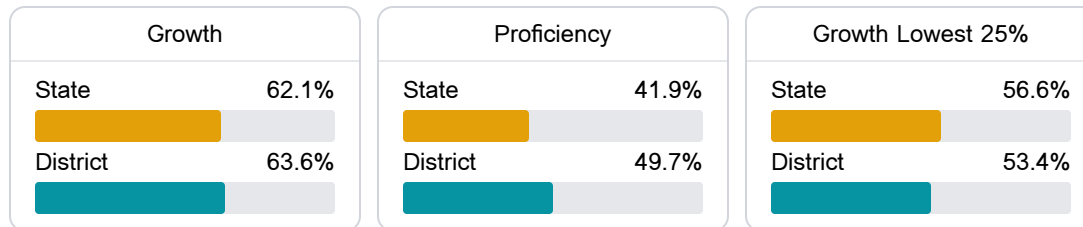
Math

Measurements of student performance on the statewide math assessment.



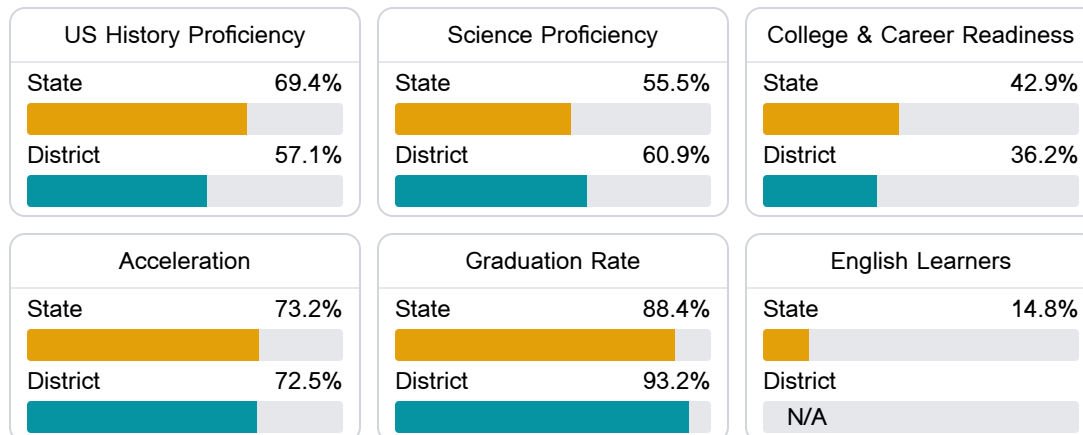
English

Measurements of student performance on the statewide English language arts (ELA) assessment.



Other Measures

Other measurements of student performance that factor into the accountability grade.



Teacher Data

126.2

Teachers



76.4%

Experienced Teachers

3.1%

Provisional Teachers

93.9%

In-Field Teachers

Detailed Assessment and Other Data

Student Performance

The following information shows each level of student performance on statewide assessments.

Math

Level 1		Level 2		Level 3		Level 4		Level 5	
State	7.0%	State	19.3%	State	27.3%	State	31.5%	State	15.0%
District	5.8%	District	13.5%	District	25.7%	District	38.9%	District	16.1%
Minimal		Basic		Passing		Proficient		Advanced	

English

Level 1		Level 2		Level 3		Level 4		Level 5	
State	8.6%	State	18.9%	State	31.3%	State	29.1%	State	12.1%
District	5.9%	District	15.0%	District	31.3%	District	34.2%	District	13.7%
Minimal		Basic		Passing		Proficient		Advanced	

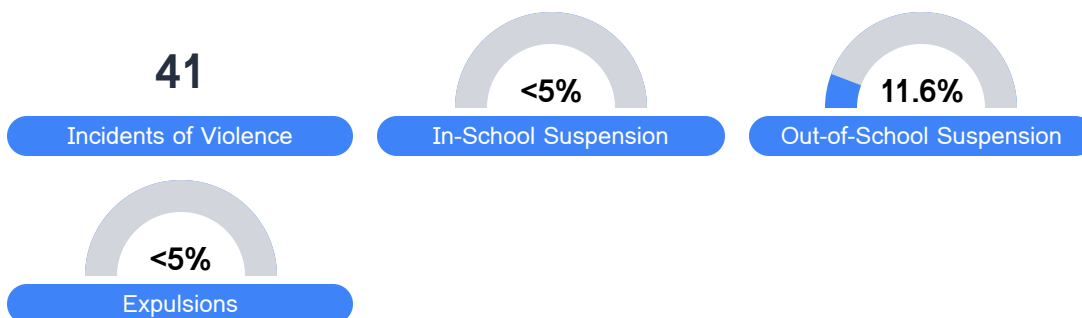
Science

Level 1		Level 2		Level 3		Level 4		Level 5	
State	11.0%	State	12.4%	State	22.5%	State	34.7%	State	19.4%
District	8.7%	District	11.6%	District	21.2%	District	39.4%	District	19.1%
Minimal		Basic		Passing		Proficient		Advanced	

Student Assessment Participation



Discipline



Other Data



23.8%

Chronic Absenteeism



\$11,631.55

Per-Pupil Expenditure



63.5%

Post-Secondary Enrollment



53.4%

Advanced Course Participation