

# District Report Card 2021 - 2022

For more detailed information, please visit <https://msrc.mdek12.org>.



## Marion County School District

Columbia, MS



1010 Hwy 13 N  
Columbia, MS 39429



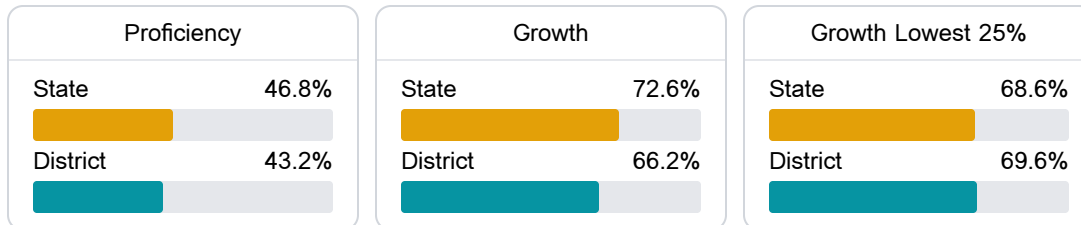
BRIAN FOSTER  
bfooster@marionk12.org

### School Accountability Grade Components

Mississippi's accountability system assigns "A" through "F" letter grades for schools and districts. Grades are based on student achievement, student growth, student participation in testing, and other academic measures. COVID - 19 pandemic disruptions continue to be reflected in 2021 - 2022 accountability data, particularly growth data.

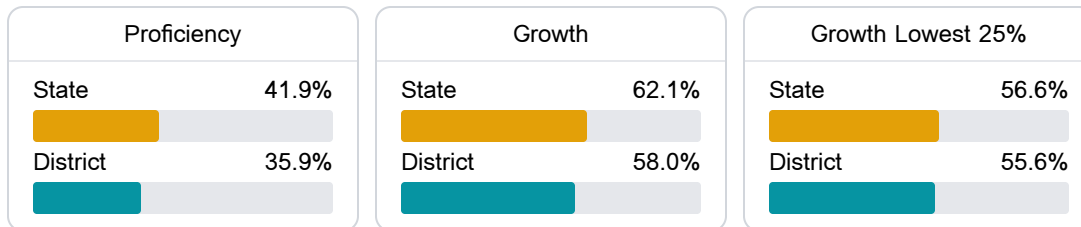
#### Math

Measurements of student performance on the statewide math assessment.



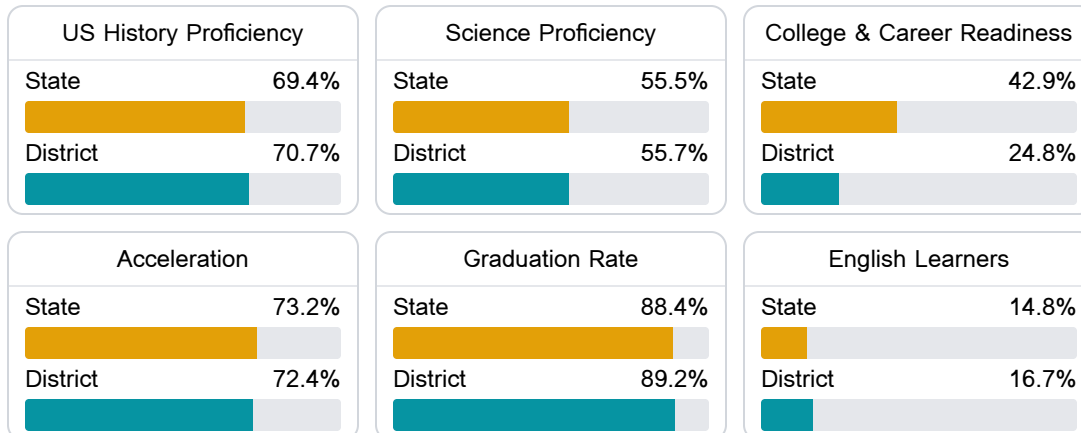
#### English

Measurements of student performance on the statewide English language arts (ELA) assessment.



#### Other Measures

Other measurements of student performance that factor into the accountability grade.



### Teacher Data

156.2

Teachers



68.3%

Experienced Teachers

4.6%

Provisional Teachers

94.5%

In-Field Teachers

## Detailed Assessment and Other Data

## Student Performance

The following information shows each level of student performance on statewide assessments.

## Math

Level 1		Level 2		Level 3		Level 4		Level 5	
State	7.0%	State	19.3%	State	27.3%	State	31.5%	State	15.0%
District	5.7%	District	21.0%	District	31.1%	District	30.9%	District	11.3%
Minimal		Basic		Passing		Proficient		Advanced	

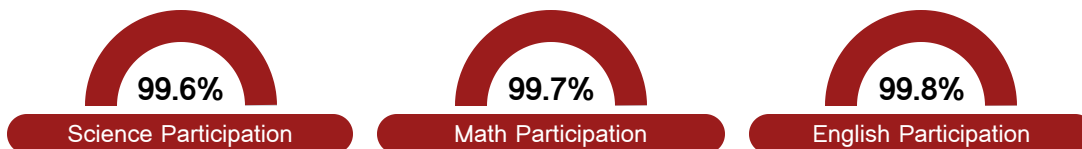
## English

Level 1		Level 2		Level 3		Level 4		Level 5	
State	8.6%	State	18.9%	State	31.3%	State	29.1%	State	12.1%
District	9.3%	District	21.7%	District	33.3%	District	26.9%	District	8.8%
Minimal		Basic		Passing		Proficient		Advanced	

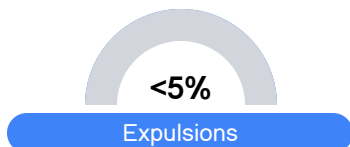
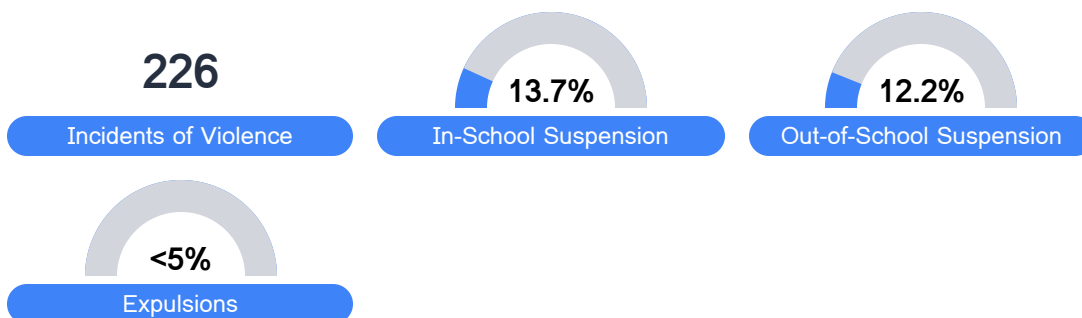
## Science

Level 1		Level 2		Level 3		Level 4		Level 5	
State	11.0%	State	12.4%	State	22.5%	State	34.7%	State	19.4%
District	7.7%	District	13.1%	District	25.2%	District	38.4%	District	15.6%
Minimal		Basic		Passing		Proficient		Advanced	

## Student Assessment Participation



## Discipline



## Other Data



26.2 %

Chronic Absenteeism



\$11,422.14

Per-Pupil Expenditure



46.7 %

Post-Secondary Enrollment



60.0%

Advanced Course Participation