



## Madison County School District

Ridgeland, MS



476 Highland Colony Parkway  
Ridgeland, MS 39157



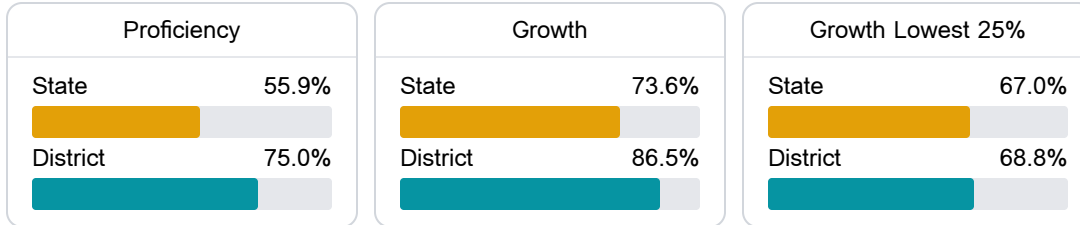
TED POORE  
tpoore@madison-schools.com

### School Accountability Grade Components

Mississippi's accountability system assigns "A" through "F" letter grades for schools and districts. Grades are based on student achievement, student growth, student participation in testing, and other academic measures.

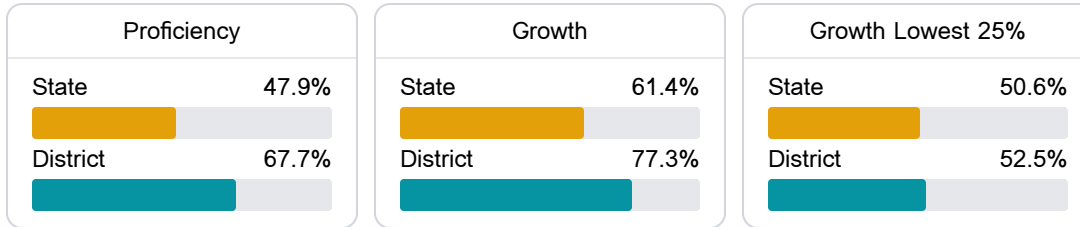
#### Math

Measurements of student performance on the statewide math assessment.



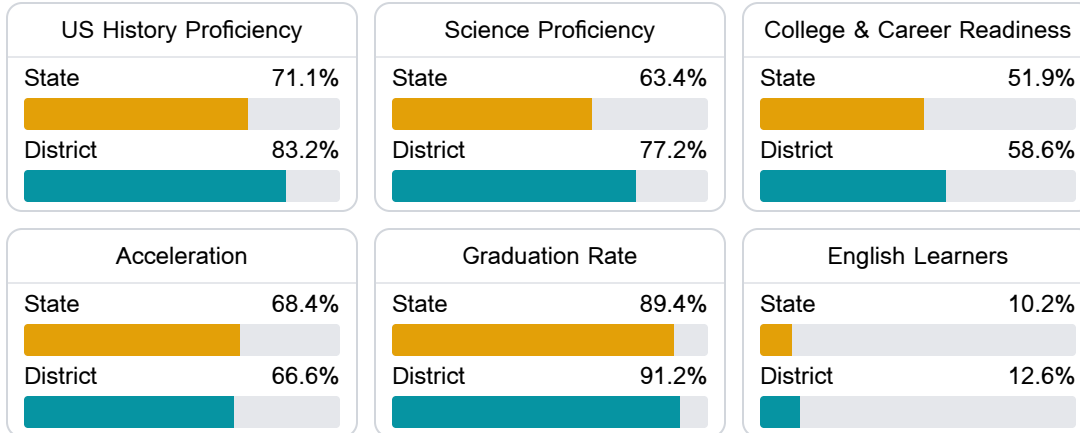
#### English

Measurements of student performance on the statewide English language arts (ELA) assessment.



#### Other Measures

Other measurements of student performance that factor into the accountability grade.




## Detailed Assessment and Other Data


### Student Performance

The following information shows each level of student performance on statewide assessments.


#### Math



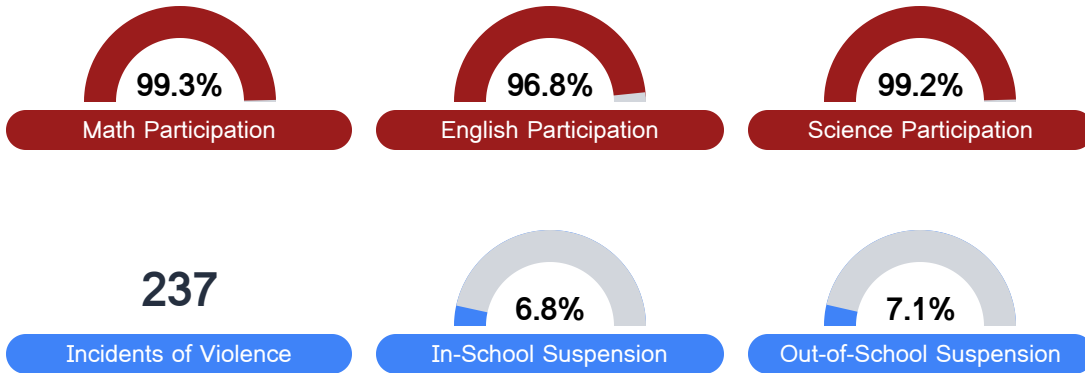
#### English



#### Science



### Student Assessment Participation



### Other Data



**20.4%**

Chronic Absenteeism



**\$13,335.89**

Per-Pupil Expenditure



**71.9%**

Post-Secondary Enrollment



**60.4%**

Advanced Course Participation