



## Madison County School District

Ridgeland, MS



476 Highland Colony Parkway  
Ridgeland, MS 39157



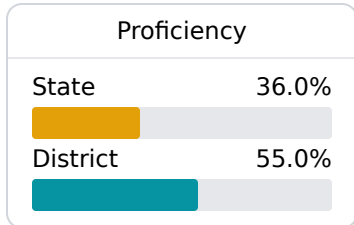
Charlotte Seals  
cseals@madison-schools.com

### School Accountability Grade Components

Mississippi's accountability system assigns "A" through "F" letter grades for schools and districts. Grades are based on student achievement, student growth, student participation in testing, and other academic measures. COVID - 19 pandemic disruptions continue to be reflected in 2021 - 2022 accountability data, particularly growth data.

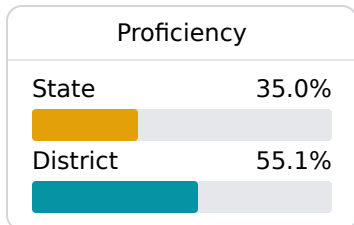
#### Math

Measurements of student performance on the statewide math assessment.



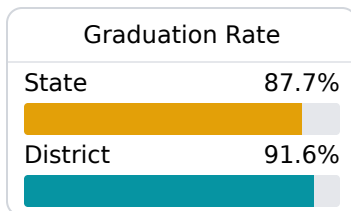
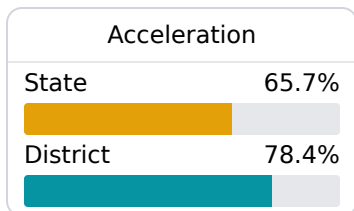
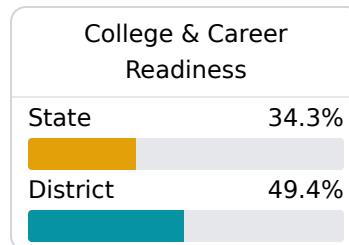
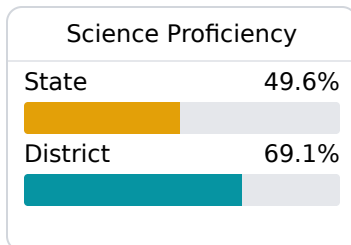
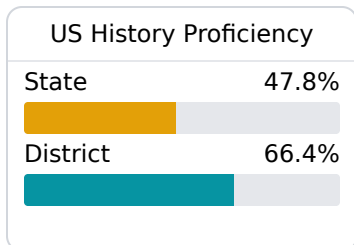
#### English

Measurements of student performance on the statewide English language arts (ELA) assessment.



#### Other Measures

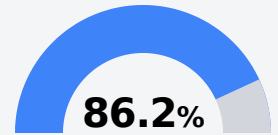
Other measurements of student performance that factor into the accountability grade.



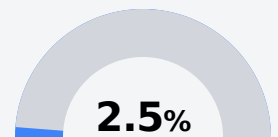
### Teacher Data

**938.4**

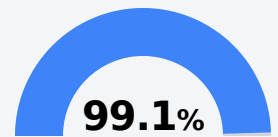
Teachers



Experienced Teachers



Provisional Teachers



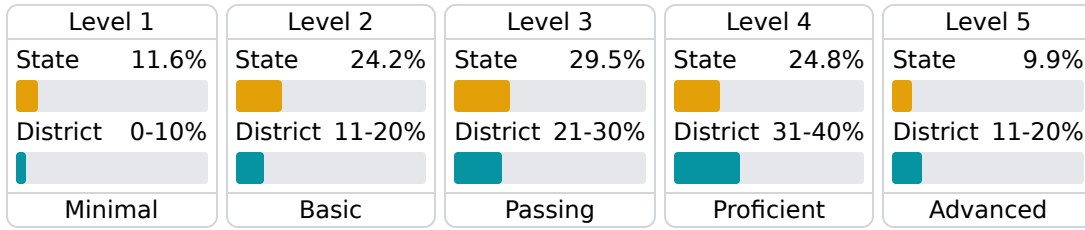
In-Field Teachers

## Detailed Assessment and Other Data

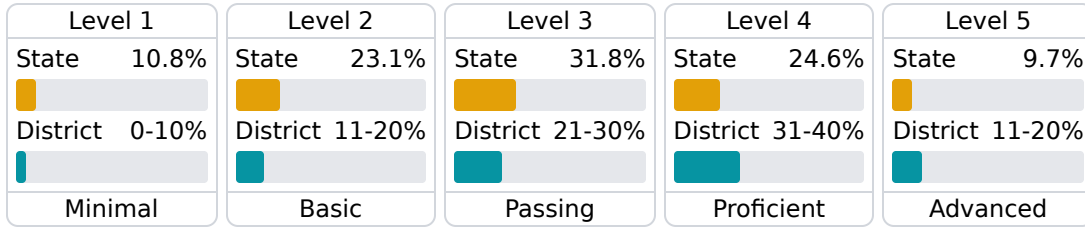
### Student Performance

The following information shows each level of student performance on statewide assessments.

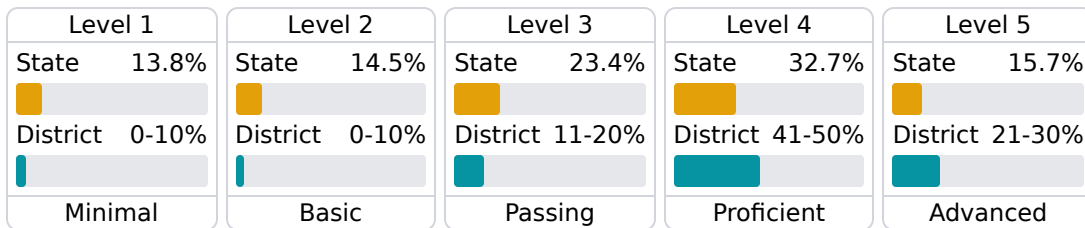
#### Math



#### English



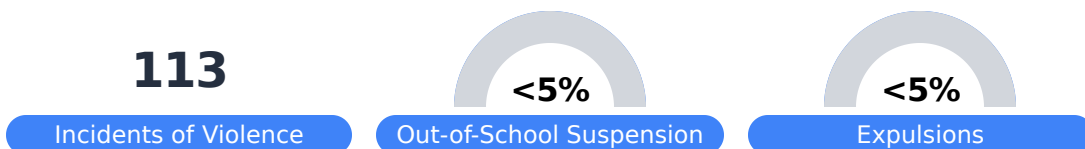
#### Science



## Student Assessment Participation



## Discipline



\* Source: 2017-2018 Civil Rights Data Collection

## Other Data



**21.6%**

Chronic Absenteeism



**\$10,405.33**

Per-Pupil Expenditure



**80.5%**

Post-Secondary Enrollment



**51.6%**

Advanced Course Participation