



Lowndes County School District

Columbus, MS



1053 HWY 45 SOUTH
Columbus, MS 39701



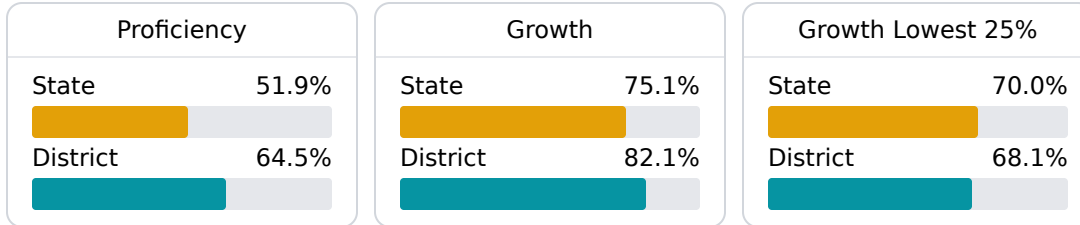
Sam Allison
Sam.allison@lowndes.k12.ms.us

School Accountability Grade Components

Mississippi's accountability system assigns "A" through "F" letter grades for schools and districts. Grades are based on student achievement, student growth, student participation in testing, and other academic measures.

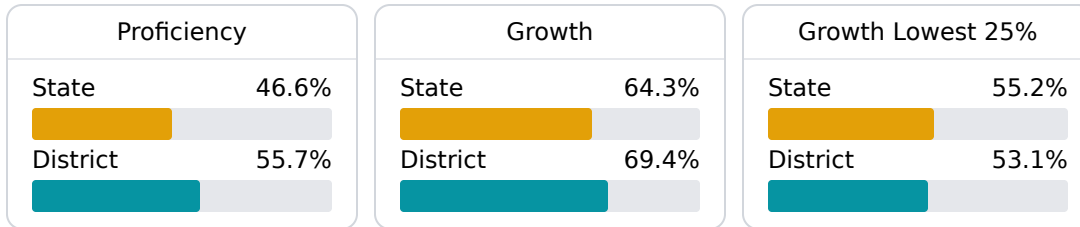
Math

Measurements of student performance on the statewide math assessment.



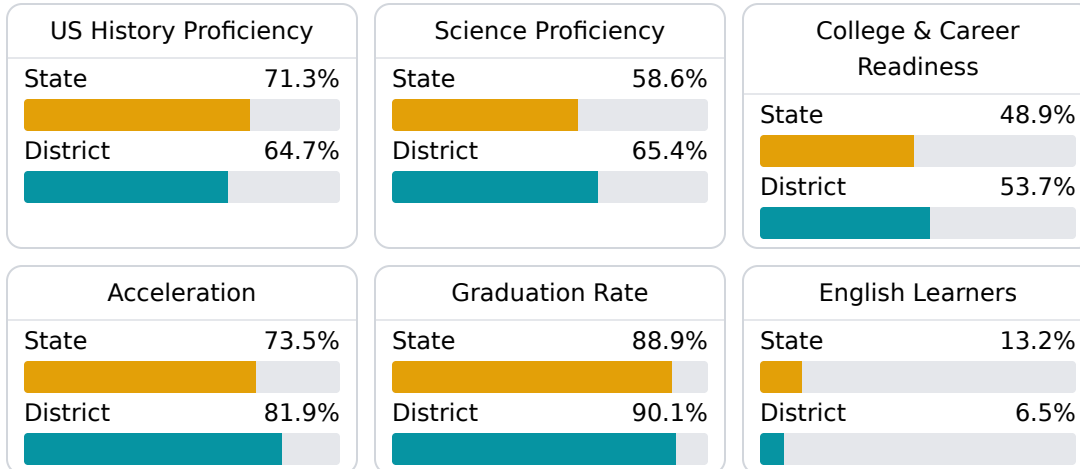
English

Measurements of student performance on the statewide English language arts (ELA) assessment.



Other Measures

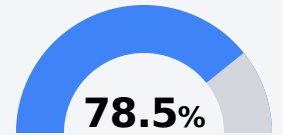
Other measurements of student performance that factor into the accountability grade.



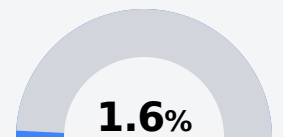
Teacher Data

391.0

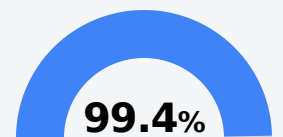
Teachers



Experienced Teachers



Provisional Teachers




In-Field Teachers

Detailed Assessment and Other Data

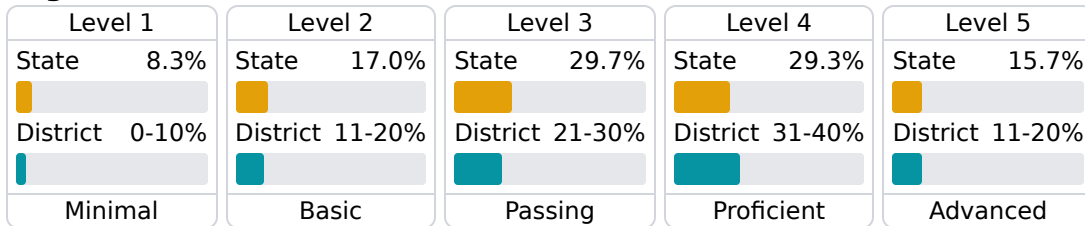
Student Performance

The following information shows each level of student performance on statewide assessments.


Math



English



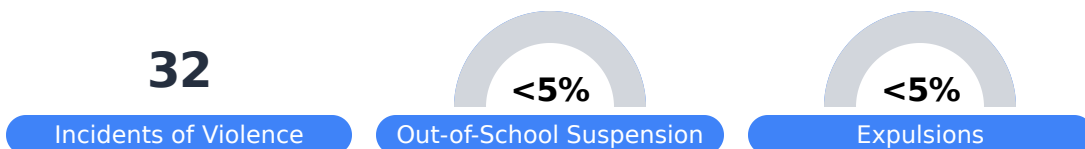
Science



Student Assessment Participation



Discipline



Other Data



20.3%

Chronic Absenteeism



\$10,879.10

Per-Pupil Expenditure



62.8%

Post-Secondary Enrollment



55.6%

Advanced Course Participation