

District Report Card 2021 - 2022

For more detailed information, please visit <https://msrc.mdek12.org>.



Brookhaven School District

Brookhaven, MS



326 E COURT STREET
Brookhaven, MS 39601



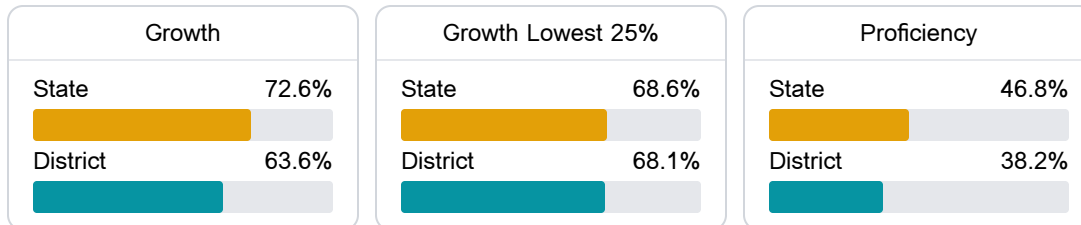
Roderick Henderson
rod.henderson@brookhavenschools.org

School Accountability Grade Components

Mississippi's accountability system assigns "A" through "F" letter grades for schools and districts. Grades are based on student achievement, student growth, student participation in testing, and other academic measures. COVID - 19 pandemic disruptions continue to be reflected in 2021 - 2022 accountability data, particularly growth data.

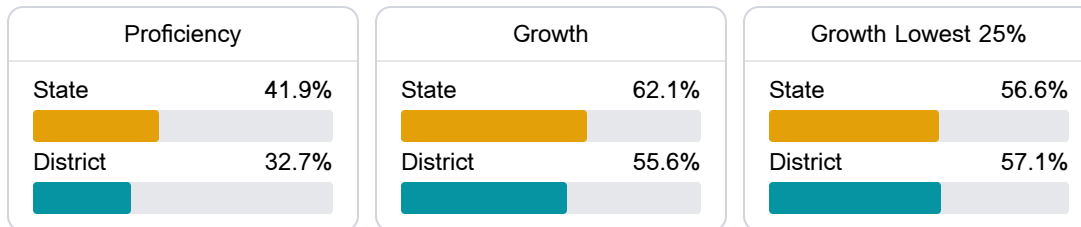
Math

Measurements of student performance on the statewide math assessment.



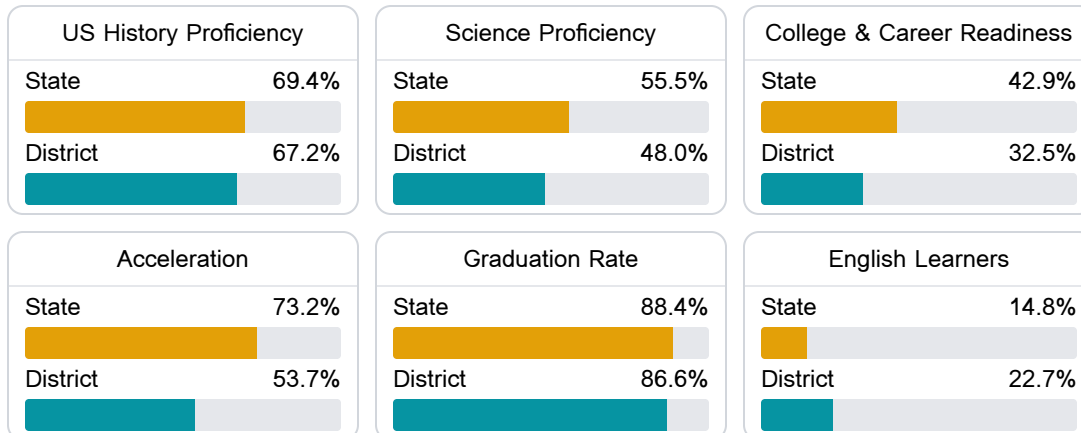
English

Measurements of student performance on the statewide English language arts (ELA) assessment.



Other Measures

Other measurements of student performance that factor into the accountability grade.



Teacher Data

177.6

Teachers



83.4%

Experienced Teachers

1.1%

Provisional Teachers

99.2%

In-Field Teachers

Detailed Assessment and Other Data

Student Performance

The following information shows each level of student performance on statewide assessments.

Math

Level 1	Level 2	Level 3	Level 4	Level 5
State 7.0%	State 19.3%	State 27.3%	State 31.5%	State 15.0%
District 6.6%	District 24.6%	District 31.6%	District 28.7%	District 8.5%
Minimal	Basic	Passing	Proficient	Advanced

English

Level 1	Level 2	Level 3	Level 4	Level 5
State 8.6%	State 18.9%	State 31.3%	State 29.1%	State 12.1%
District 10.3%	District 24.6%	District 33.1%	District 23.4%	District 8.7%
Minimal	Basic	Passing	Proficient	Advanced

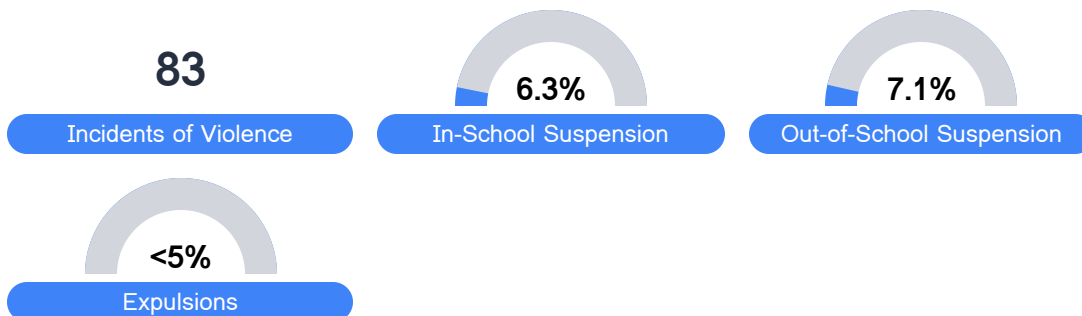
Science

Level 1	Level 2	Level 3	Level 4	Level 5
State 11.0%	State 12.4%	State 22.5%	State 34.7%	State 19.4%
District 12.5%	District 15.4%	District 26.2%	District 29.5%	District 16.4%
Minimal	Basic	Passing	Proficient	Advanced

Student Assessment Participation



Discipline



Other Data



24.1 %

Chronic Absenteeism



\$10,381.35

Per-Pupil Expenditure



77.2 %

Post-Secondary Enrollment



31.2%

Advanced Course Participation