



Nettleton School District

Nettleton, MS



179 Mullen Avenue
Nettleton, MS 38858



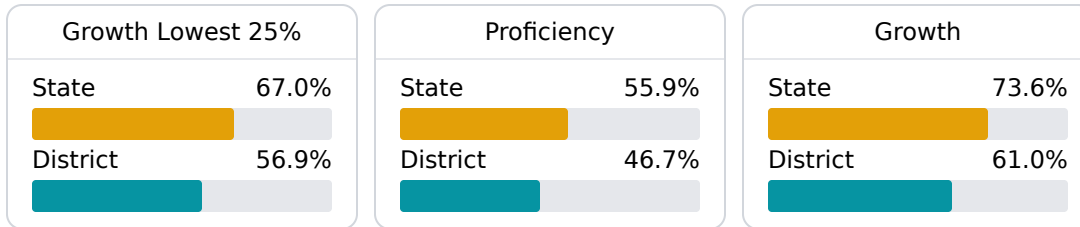
Ken Byars
kbyars@nettleton.k12.ms.us

School Accountability Grade Components

Mississippi's accountability system assigns "A" through "F" letter grades for schools and districts. Grades are based on student achievement, student growth, student participation in testing, and other academic measures.

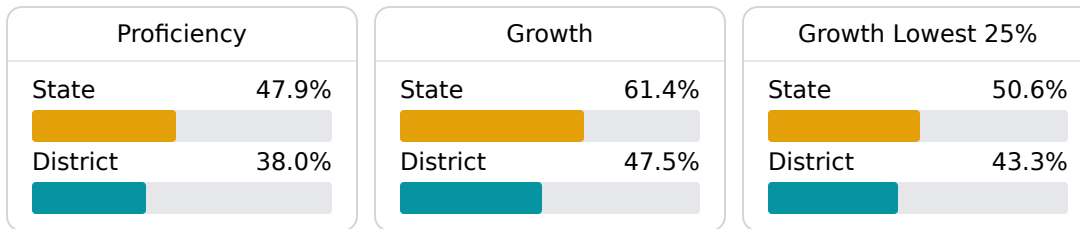
Math

Measurements of student performance on the statewide math assessment.



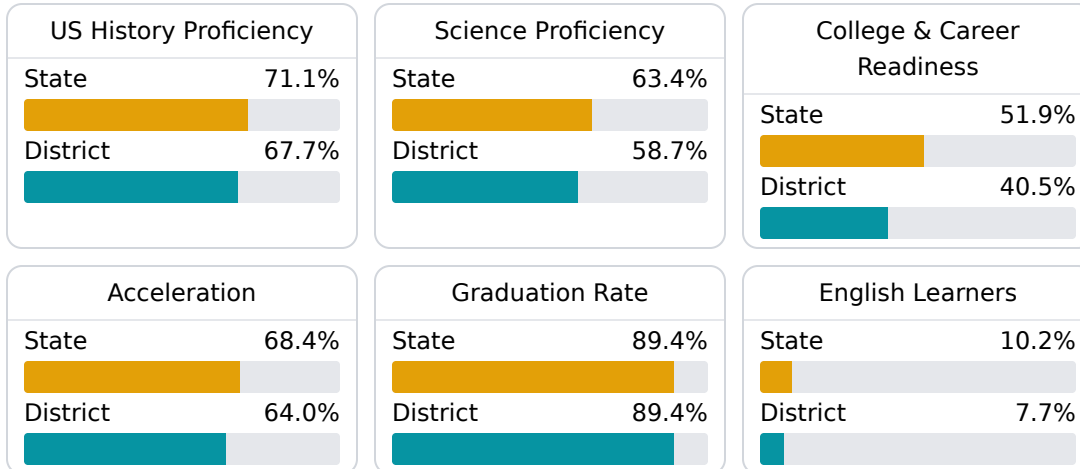
English

Measurements of student performance on the statewide English language arts (ELA) assessment.



Other Measures

Other measurements of student performance that factor into the accountability grade.



Teacher Data

79.5

Teachers



73.5%

Experienced Teachers

0.0%

Provisional Teachers

99.7%


In-Field Teachers

Detailed Assessment and Other Data

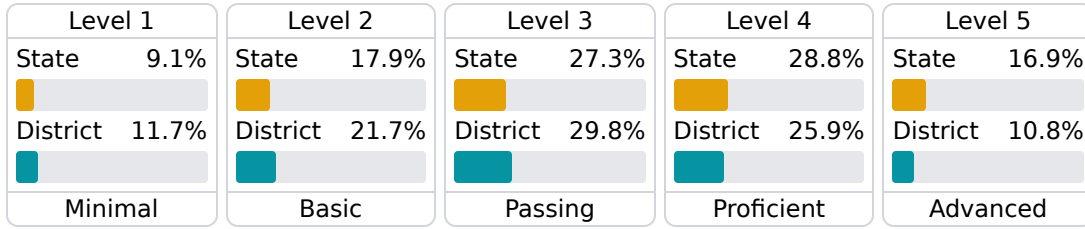
Student Performance

The following information shows each level of student performance on statewide assessments.


Math



English




Science



Student Assessment Participation



Discipline



Other Data



28.1%

Chronic Absenteeism



62.3%

Post-Secondary Enrollment



48.6%

Advanced Course Participation