

B Nettleton School District Nettleton, MS

179 Mullen Avenue
Nettleton, MS 38858

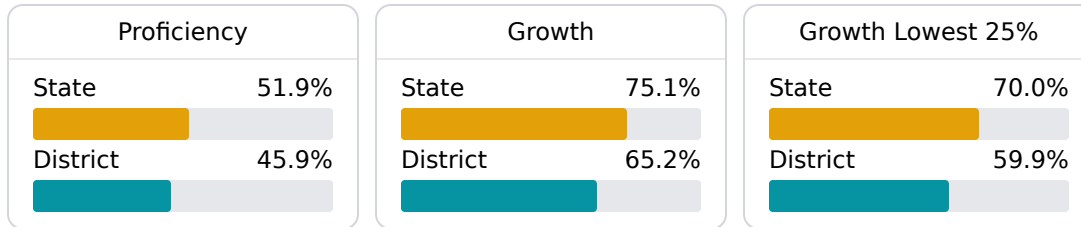
Ken Byars
kbyars@nettleton.k12.ms.us

School Accountability Grade Components

Mississippi's accountability system assigns "A" through "F" letter grades for schools and districts. Grades are based on student achievement, student growth, student participation in testing, and other academic measures.

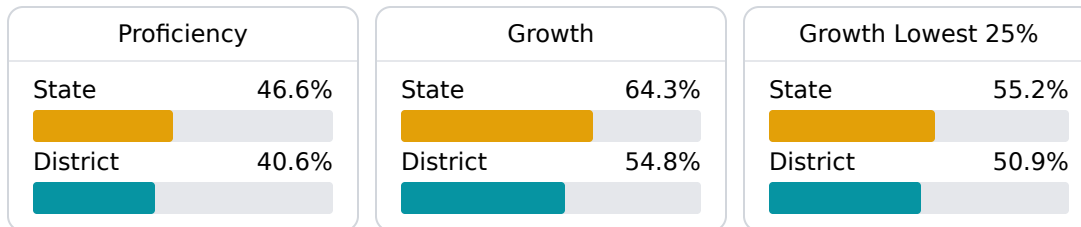
Math

Measurements of student performance on the statewide math assessment.



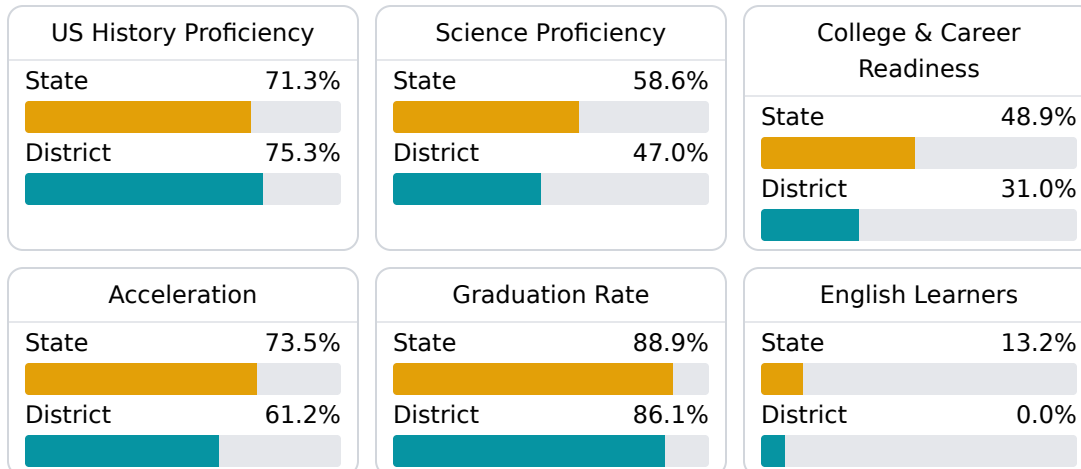
English

Measurements of student performance on the statewide English language arts (ELA) assessment.



Other Measures

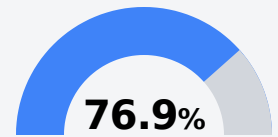
Other measurements of student performance that factor into the accountability grade.



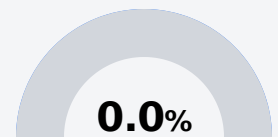
Teacher Data

82.2

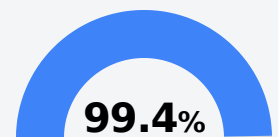
Teachers



Experienced Teachers



Provisional Teachers




In-Field Teachers

Detailed Assessment and Other Data


Student Performance

The following information shows each level of student performance on statewide assessments.


Math



English



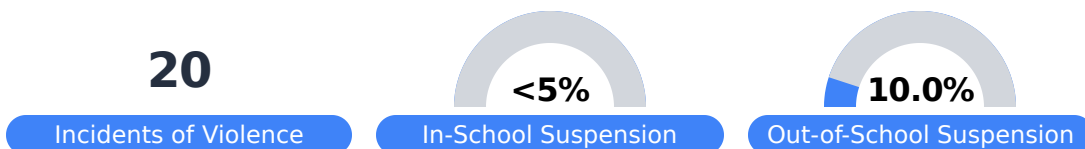
Science



Student Assessment Participation



Discipline



Other Data



29.8%

Chronic Absenteeism



\$10,564.74

Per-Pupil Expenditure



71.7%

Post-Secondary Enrollment



40.0%

Advanced Course Participation