

District Report Card 2020 - 2021

For more detailed information, please visit <https://msrc.mdek12.org>.



Nettleton School District

Nettleton, MS



179 Mullen Avenue
Nettleton, MS 38858



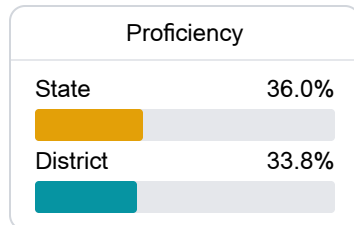
Ken Byars
kbyars@nettleton.k12.ms.us

School Accountability Grade Components

Mississippi's accountability system assigns "A" through "F" letter grades for schools and districts. Grades are based on student achievement, student growth, student participation in testing, and other academic measures. COVID - 19 pandemic disruptions continue to be reflected in 2021 - 2022 accountability data, particularly growth data.

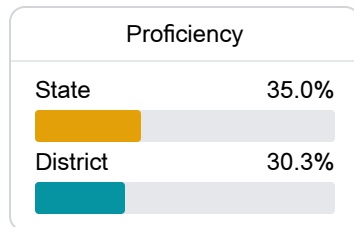
Math

Measurements of student performance on the statewide math assessment.



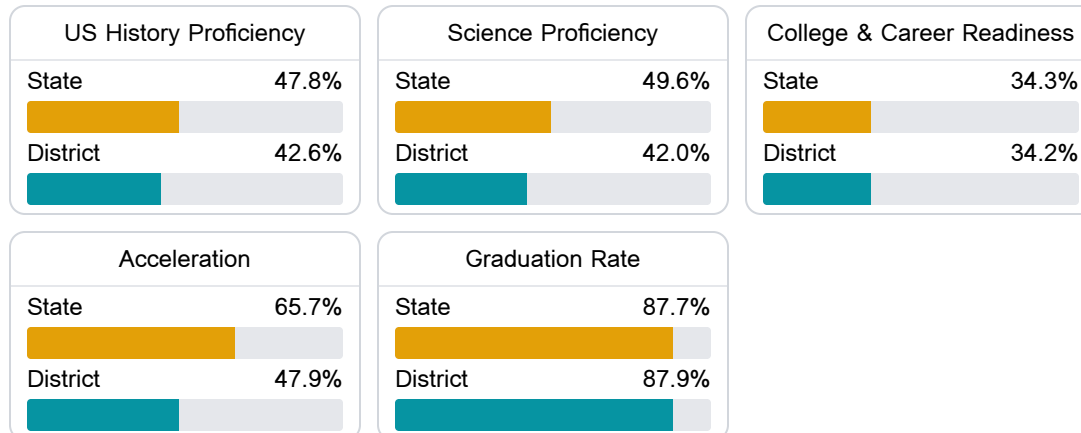
English

Measurements of student performance on the statewide English language arts (ELA) assessment.



Other Measures

Other measurements of student performance that factor into the accountability grade.



Teacher Data

101.9

Teachers



79.8%

Experienced Teachers

0.0%

Provisional Teachers

100.0%


In-Field Teachers

Detailed Assessment and Other Data


Student Performance

The following information shows each level of student performance on statewide assessments.


Math



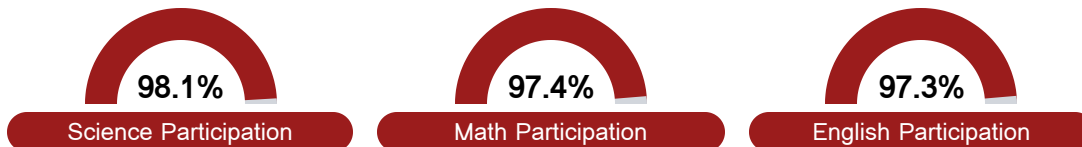
English




Science



Student Assessment Participation



Discipline



* Source: 2017-2018 Civil Rights Data Collection

Other Data



17.5%

Chronic Absenteeism



\$9,262.54

Per-Pupil Expenditure



67.4%

Post-Secondary Enrollment



7.6%

Advanced Course Participation