



Laurel School District

Laurel, MS



303 West 8th Street
Laurel, MS 39440



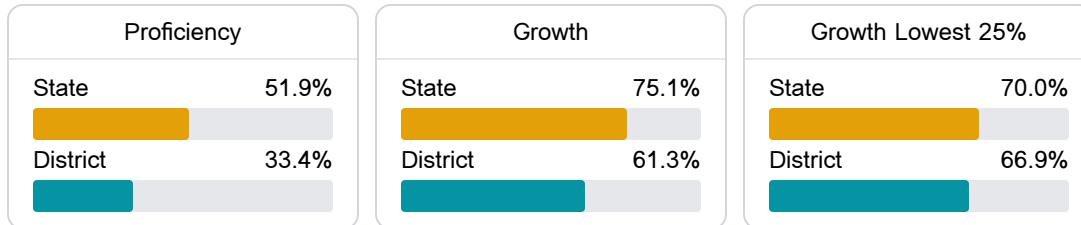
Dr. Toy Watts
tlwatts@laurelschools.org

School Accountability Grade Components

Mississippi's accountability system assigns "A" through "F" letter grades for schools and districts. Grades are based on student achievement, student growth, student participation in testing, and other academic measures.

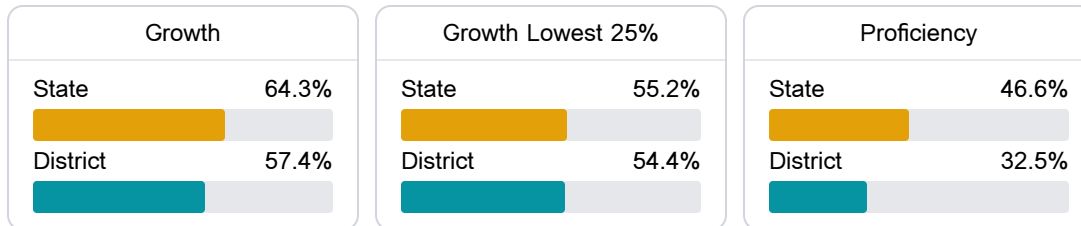
Math

Measurements of student performance on the statewide math assessment.



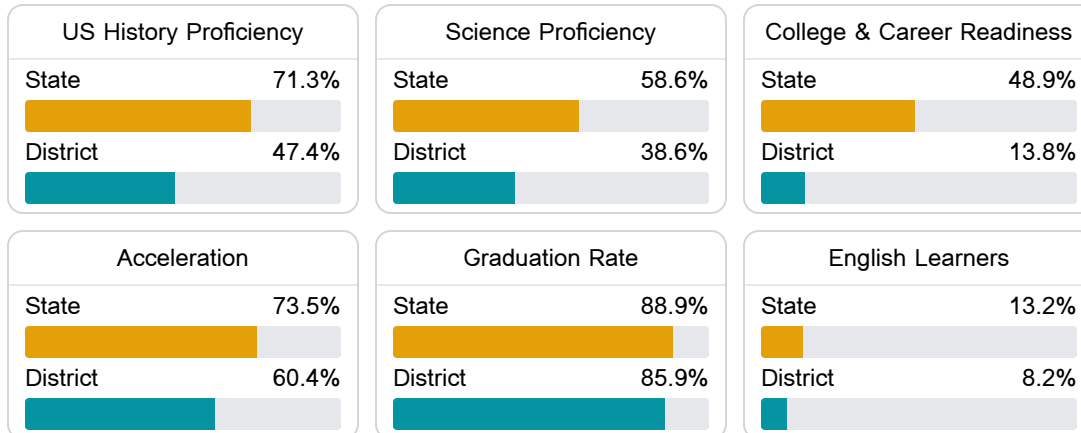
English

Measurements of student performance on the statewide English language arts (ELA) assessment.



Other Measures

Other measurements of student performance that factor into the accountability grade.



Teacher Data

178.0

Teachers



51.3%

Experienced Teachers

7.2%

Provisional Teachers

92.8%


In-Field Teachers

Detailed Assessment and Other Data


Student Performance

The following information shows each level of student performance on statewide assessments.

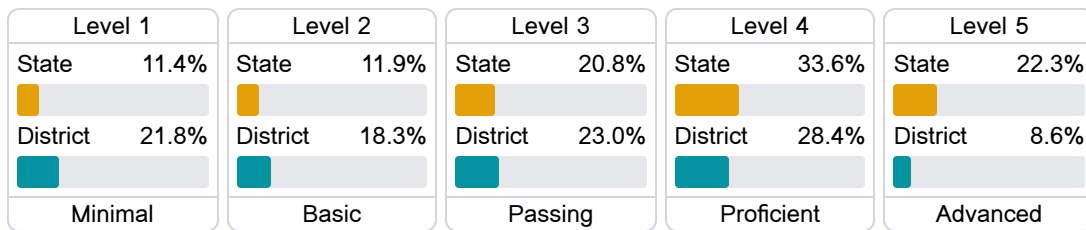
Math



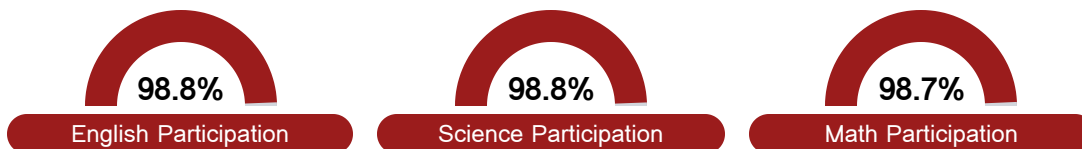
English



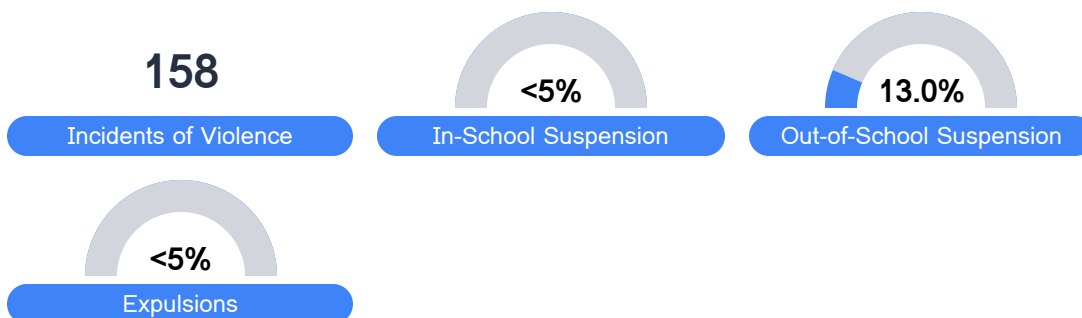
Science



Student Assessment Participation



Discipline



Other Data



35.7 %

Chronic Absenteeism



\$11,770.79

Per-Pupil Expenditure



54.0 %

Post-Secondary Enrollment



44.3%

Advanced Course Participation