

A Jones County School District

Ellisville, MS

5204 Highway 11 North
Ellisville, MS 39437

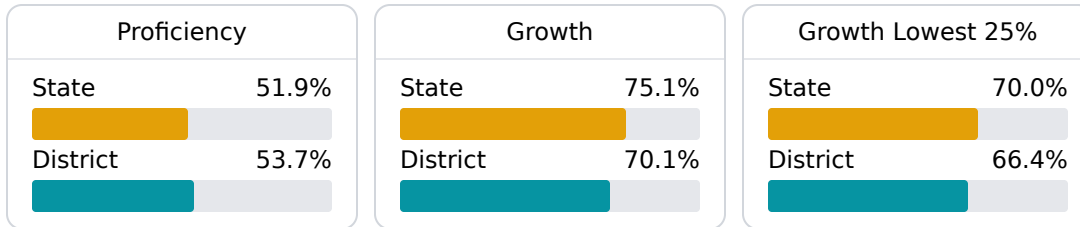
Billy Ray Jones
brjones@jonesk12.org

School Accountability Grade Components

Mississippi's accountability system assigns "A" through "F" letter grades for schools and districts. Grades are based on student achievement, student growth, student participation in testing, and other academic measures.

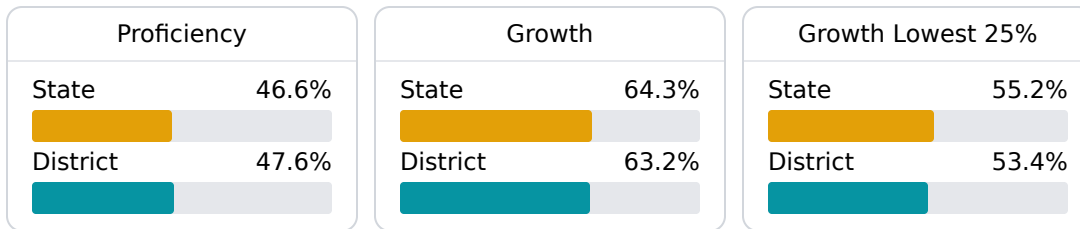
Math

Measurements of student performance on the statewide math assessment.



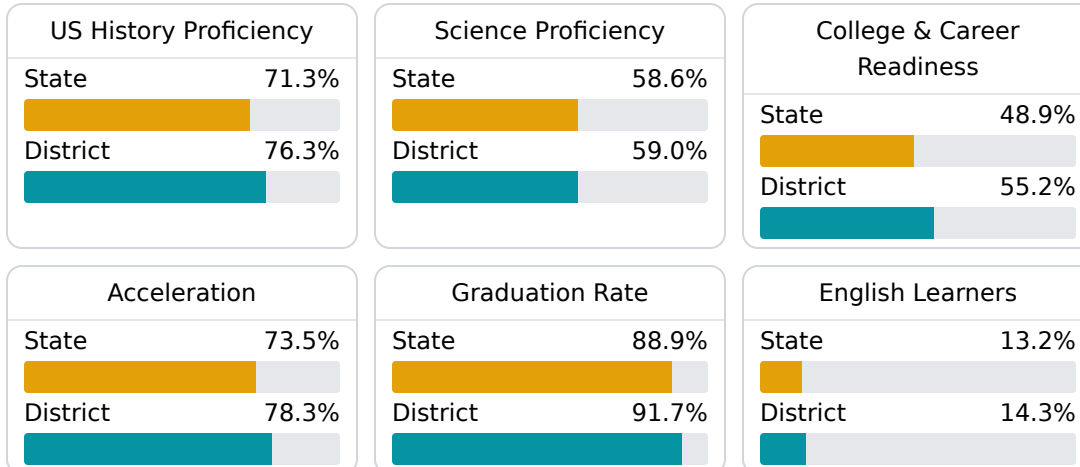
English

Measurements of student performance on the statewide English language arts (ELA) assessment.



Other Measures

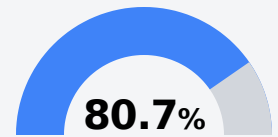
Other measurements of student performance that factor into the accountability grade.



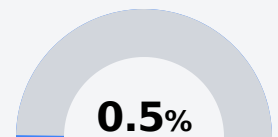
Teacher Data

619.3

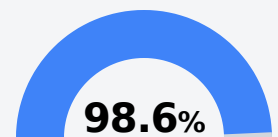
Teachers



Experienced Teachers



Provisional Teachers




In-Field Teachers

Detailed Assessment and Other Data

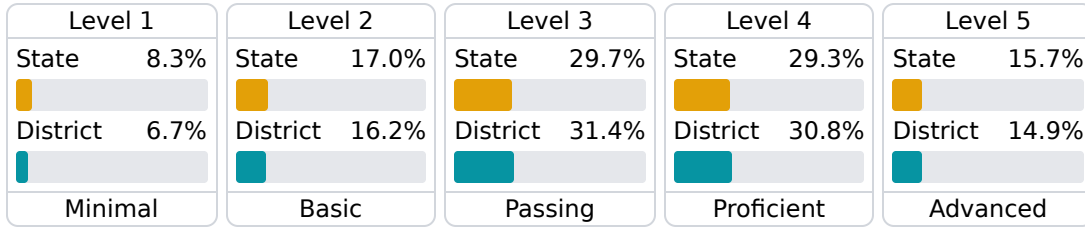
Student Performance

The following information shows each level of student performance on statewide assessments.


Math



English



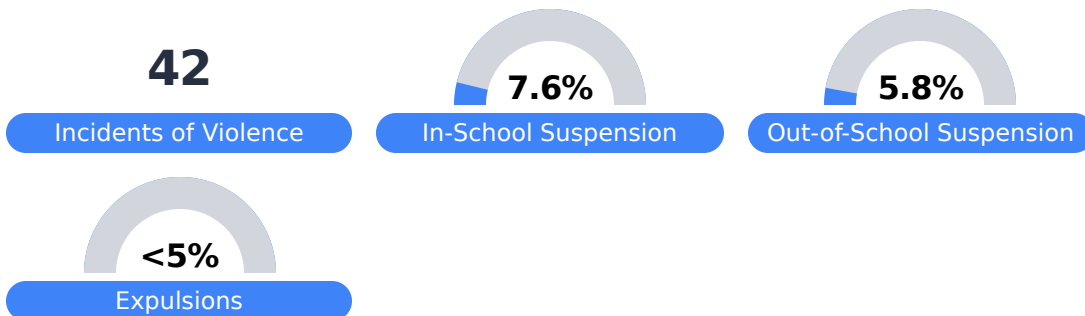
Science



Student Assessment Participation



Discipline



Other Data



22.5%

Chronic Absenteeism



\$9,576.74

Per-Pupil Expenditure



69.0%

Post-Secondary Enrollment



70.9%

Advanced Course Participation