

# District Report Card 2021 - 2022

For more detailed information, please visit <https://msrc.mdek12.org>.



## Jones County School District

Ellisville, MS



5204 Highway 11 North  
Ellisville, MS 39437



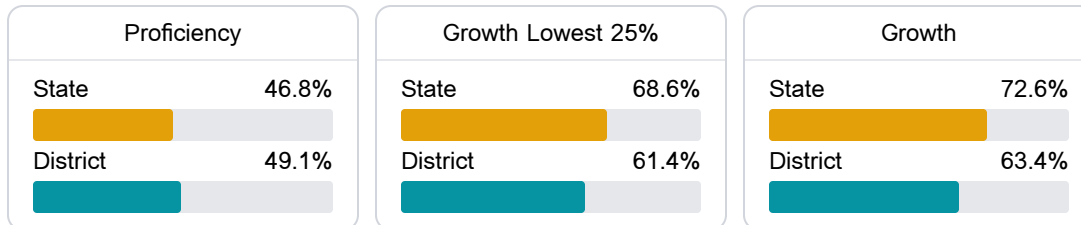
Billy Ray Jones  
brjones@jonesk12.org

### School Accountability Grade Components

Mississippi's accountability system assigns "A" through "F" letter grades for schools and districts. Grades are based on student achievement, student growth, student participation in testing, and other academic measures. COVID - 19 pandemic disruptions continue to be reflected in 2021 - 2022 accountability data, particularly growth data.

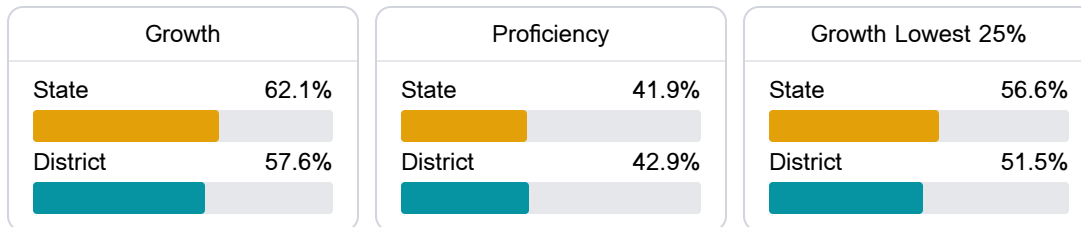
#### Math

Measurements of student performance on the statewide math assessment.



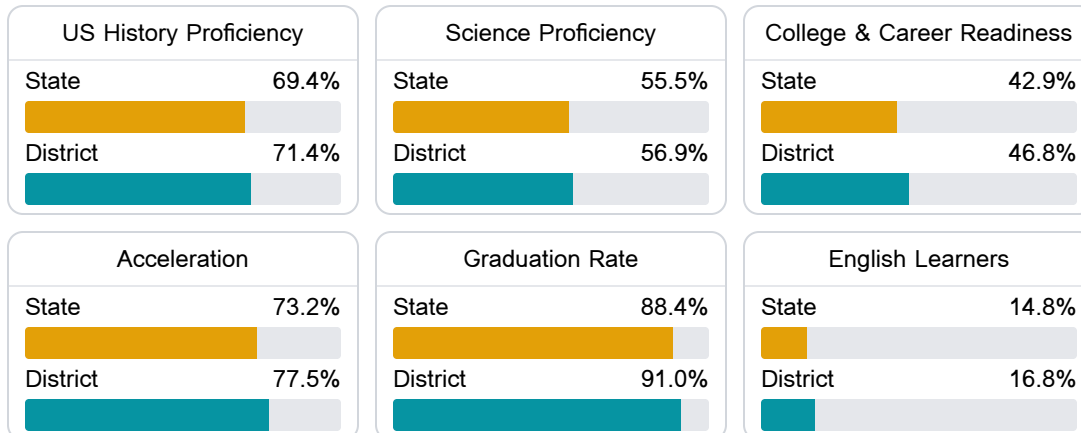
#### English

Measurements of student performance on the statewide English language arts (ELA) assessment.



#### Other Measures

Other measurements of student performance that factor into the accountability grade.



### Teacher Data

606.4

Teachers



81.3%

Experienced Teachers

0.8%

Provisional Teachers

98.6%

In-Field Teachers

## Detailed Assessment and Other Data

## Student Performance

The following information shows each level of student performance on statewide assessments.

## Math

Level 1		Level 2		Level 3		Level 4		Level 5	
State	7.0%	State	19.3%	State	27.3%	State	31.5%	State	15.0%
District	5.0%	District	16.3%	District	30.8%	District	36.2%	District	11.7%
Minimal		Basic		Passing		Proficient		Advanced	

## English

Level 1		Level 2		Level 3		Level 4		Level 5	
State	8.6%	State	18.9%	State	31.3%	State	29.1%	State	12.1%
District	6.5%	District	16.6%	District	34.8%	District	30.4%	District	11.7%
Minimal		Basic		Passing		Proficient		Advanced	

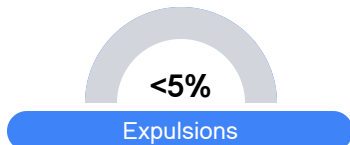
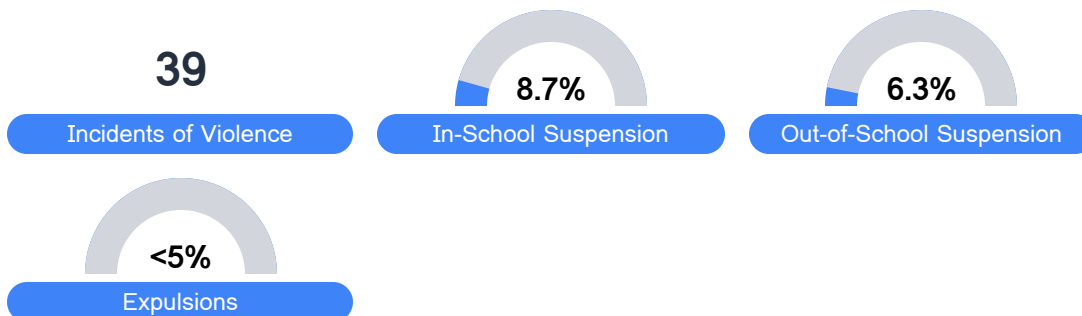
## Science

Level 1		Level 2		Level 3		Level 4		Level 5	
State	11.0%	State	12.4%	State	22.5%	State	34.7%	State	19.4%
District	8.9%	District	12.3%	District	24.1%	District	38.3%	District	16.3%
Minimal		Basic		Passing		Proficient		Advanced	

## Student Assessment Participation



## Discipline



## Other Data



21.5%

Chronic Absenteeism



\$8,561.65

Per-Pupil Expenditure



67.2%

Post-Secondary Enrollment



67.2%

Advanced Course Participation