

District Report Card 2021 - 2022

For more detailed information, please visit <https://msrc.mdek12.org>.



Moss Point Separate School District

Moss Point, MS



4924 CHURCH STREET
Moss Point, MS 39563



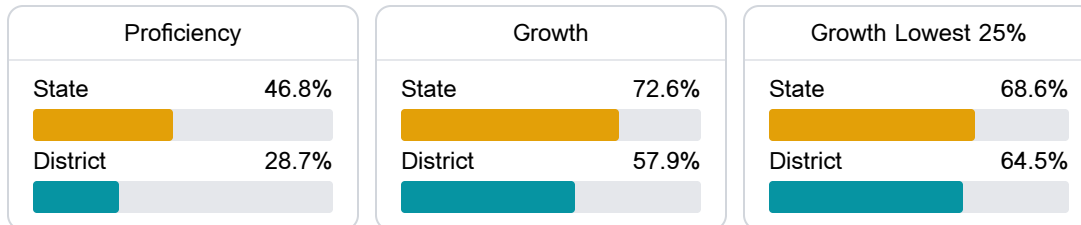
CHRISTOPHER WILLIAMS
cjwilliams@mpsdsnw.org

School Accountability Grade Components

Mississippi's accountability system assigns "A" through "F" letter grades for schools and districts. Grades are based on student achievement, student growth, student participation in testing, and other academic measures. COVID - 19 pandemic disruptions continue to be reflected in 2021 - 2022 accountability data, particularly growth data.

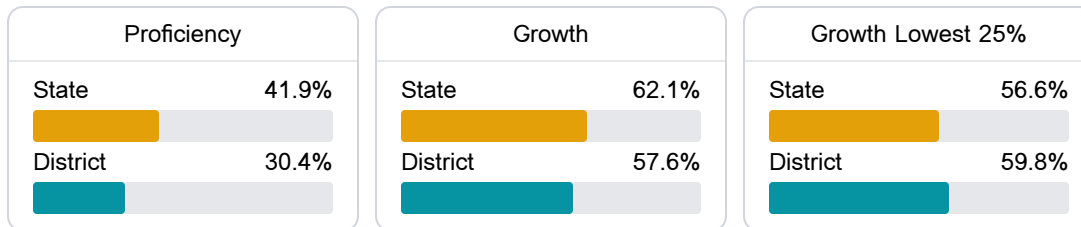
Math

Measurements of student performance on the statewide math assessment.



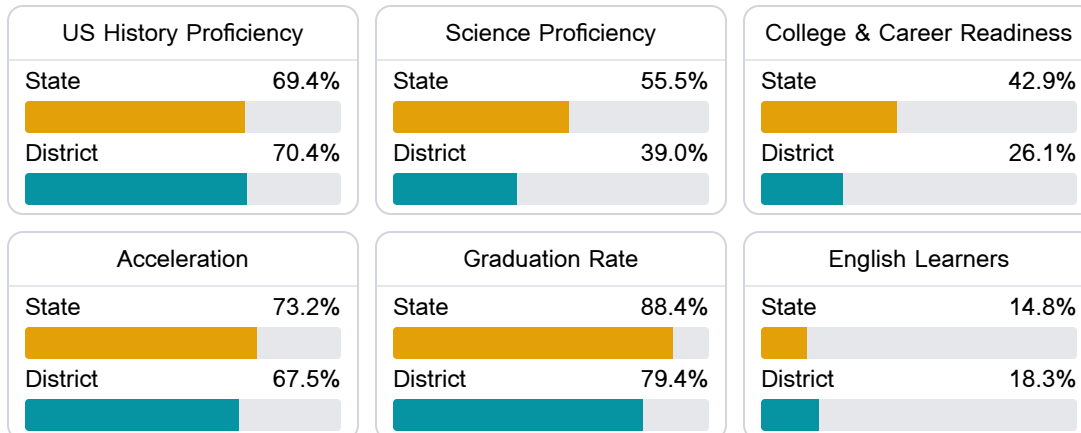
English

Measurements of student performance on the statewide English language arts (ELA) assessment.



Other Measures

Other measurements of student performance that factor into the accountability grade.



Teacher Data

136.2

Teachers



76.8%

Experienced Teachers

4.2%

Provisional Teachers

93.8%

In-Field Teachers

Detailed Assessment and Other Data

Student Performance

The following information shows each level of student performance on statewide assessments.

Math

Level 1	Level 2	Level 3	Level 4	Level 5
State 7.0%	State 19.3%	State 27.3%	State 31.5%	State 15.0%
District 11-20%	District 31-40%	District 21-30%	District 21-30%	District 0-10%
Minimal	Basic	Passing	Proficient	Advanced

English

Level 1	Level 2	Level 3	Level 4	Level 5
State 8.6%	State 18.9%	State 31.3%	State 29.1%	State 12.1%
District 12.6%	District 25.8%	District 31.8%	District 23.2%	District 6.6%
Minimal	Basic	Passing	Proficient	Advanced

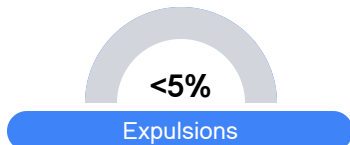
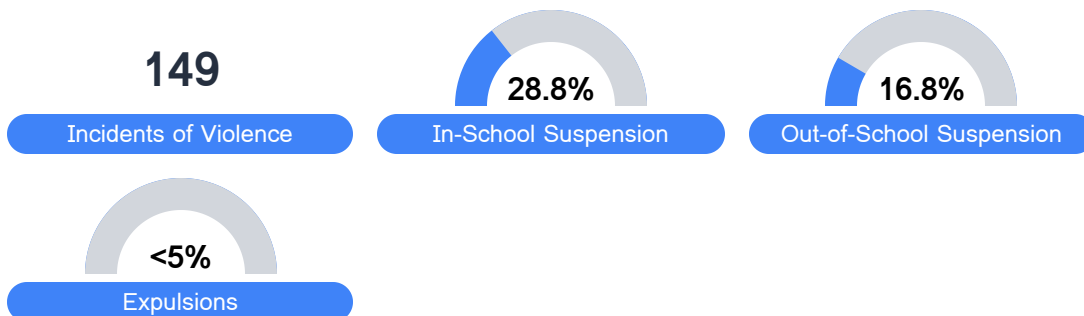
Science

Level 1	Level 2	Level 3	Level 4	Level 5
State 11.0%	State 12.4%	State 22.5%	State 34.7%	State 19.4%
District 17.0%	District 18.7%	District 26.4%	District 31.2%	District 6.8%
Minimal	Basic	Passing	Proficient	Advanced

Student Assessment Participation



Discipline



Other Data



38.4 %

Chronic Absenteeism



\$16,715.78

Per-Pupil Expenditure



51.3 %

Post-Secondary Enrollment



47.5%

Advanced Course Participation