

District Report Card 2020 - 2021

For more detailed information, please visit <https://msrc.mdek12.org>.



Hinds County School District

Raymond, MS



13192 HWY 18
Raymond, MS 39154



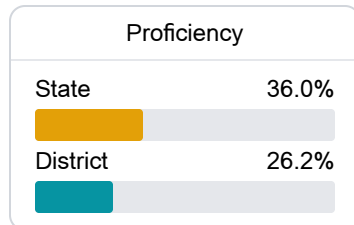
MITCHELL SHEARS
mshears@hinds.k12.ms.us

School Accountability Grade Components

Mississippi's accountability system assigns "A" through "F" letter grades for schools and districts. Grades are based on student achievement, student growth, student participation in testing, and other academic measures. COVID - 19 pandemic disruptions continue to be reflected in 2021 - 2022 accountability data, particularly growth data.

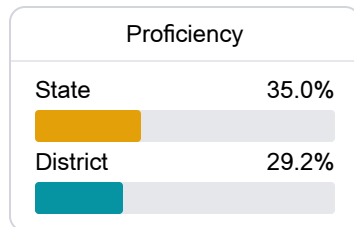
Math

Measurements of student performance on the statewide math assessment.



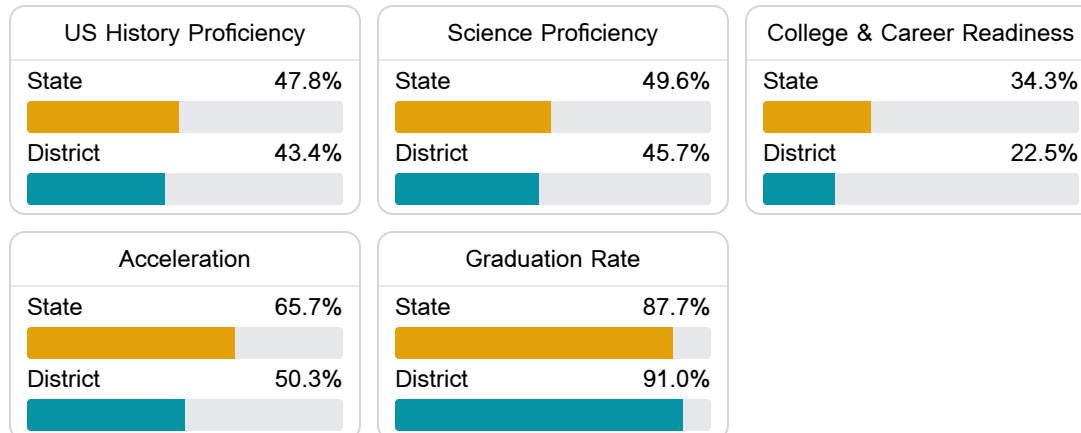
English

Measurements of student performance on the statewide English language arts (ELA) assessment.



Other Measures

Other measurements of student performance that factor into the accountability grade.



Teacher Data

352.8

Teachers



68.4%

Experienced Teachers

10.5%

Provisional Teachers

95.0%

In-Field Teachers

Detailed Assessment and Other Data

Student Performance

The following information shows each level of student performance on statewide assessments.

Math

Level 1	Level 2	Level 3	Level 4	Level 5
State 11.6%	State 24.2%	State 29.5%	State 24.8%	State 9.9%
District 13.0%	District 30.1%	District 32.5%	District 19.4%	District 5.1%
Minimal	Basic	Passing	Proficient	Advanced

English

Level 1	Level 2	Level 3	Level 4	Level 5
State 10.8%	State 23.1%	State 31.8%	State 24.6%	State 9.7%
District 12.0%	District 25.0%	District 34.8%	District 21.5%	District 6.7%
Minimal	Basic	Passing	Proficient	Advanced

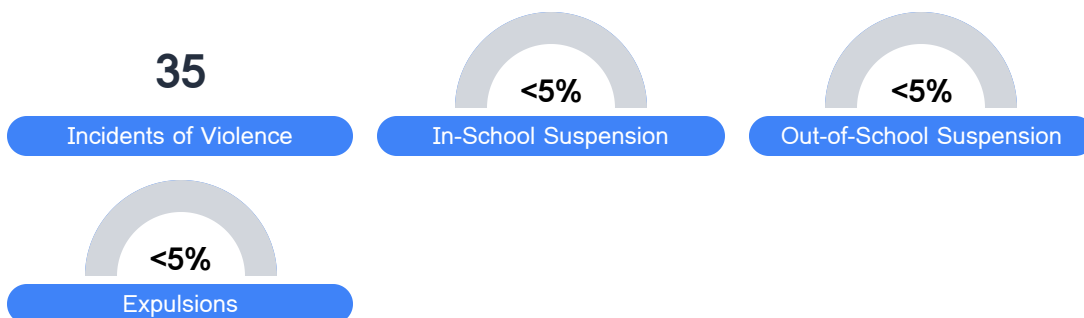
Science

Level 1	Level 2	Level 3	Level 4	Level 5
State 13.8%	State 14.5%	State 23.4%	State 32.7%	State 15.7%
District 15.6%	District 14.9%	District 25.7%	District 33.0%	District 10.8%
Minimal	Basic	Passing	Proficient	Advanced

Student Assessment Participation



Discipline



* Source: 2017-2018 Civil Rights Data Collection

Other Data



20.2 %

Chronic Absenteeism



\$9,305.26

Per-Pupil Expenditure



73.6 %

Post-Secondary Enrollment



53.1%

Advanced Course Participation