

District Report Card 2022 - 2023

For more detailed information, please visit <https://msrc.mdek12.org>.



Long Beach School District

Long Beach, MS



19148 Commission Road
Long Beach, MS 39560



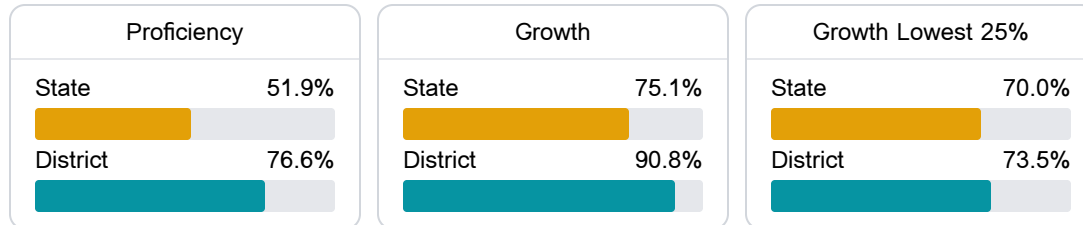
Dr. Talia Lock
talia.lock@lbsdk12.com

School Accountability Grade Components

Mississippi's accountability system assigns "A" through "F" letter grades for schools and districts. Grades are based on student achievement, student growth, student participation in testing, and other academic measures.

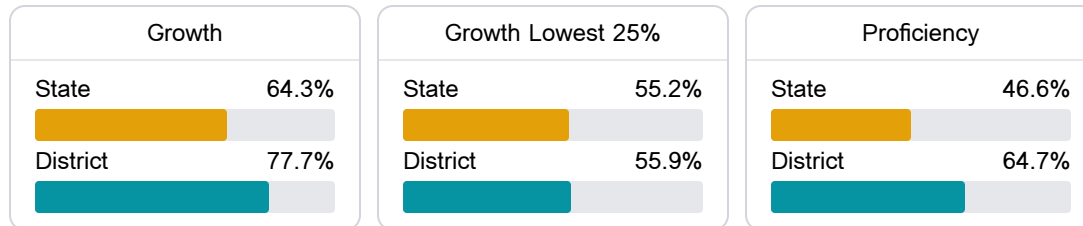
Math

Measurements of student performance on the statewide math assessment.



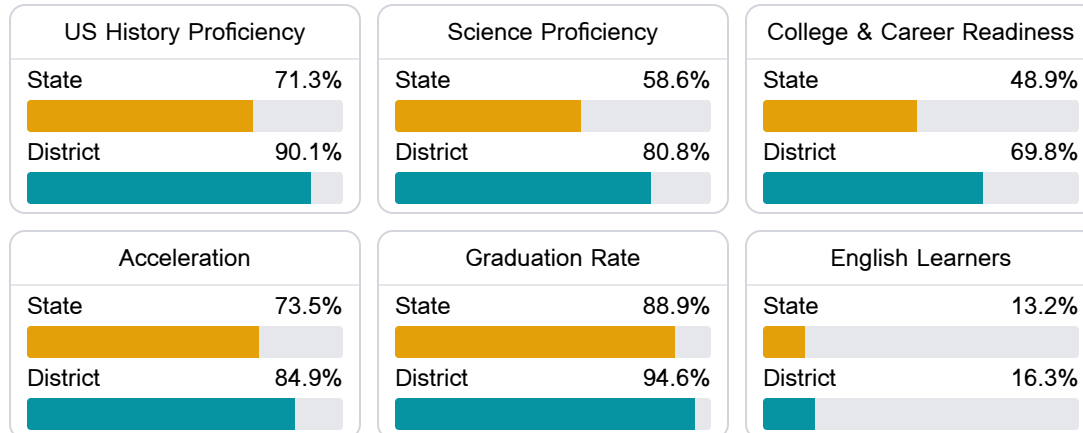
English

Measurements of student performance on the statewide English language arts (ELA) assessment.



Other Measures

Other measurements of student performance that factor into the accountability grade.



Teacher Data

205.3

Teachers



82.1%

Experienced Teachers

0.0%

Provisional Teachers

99.9%


In-Field Teachers

Detailed Assessment and Other Data


Student Performance

The following information shows each level of student performance on statewide assessments.

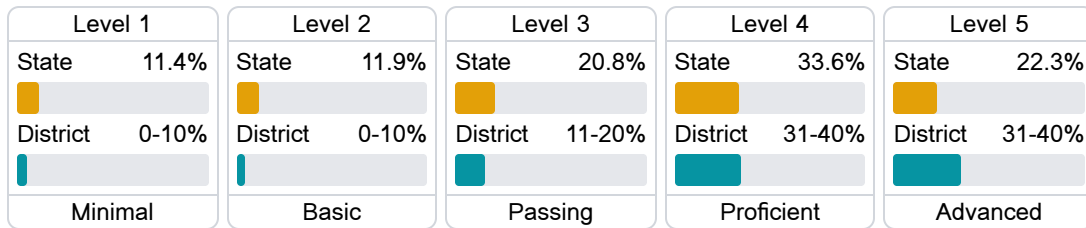
Math



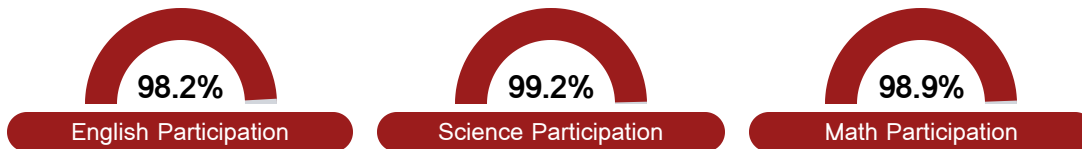
English



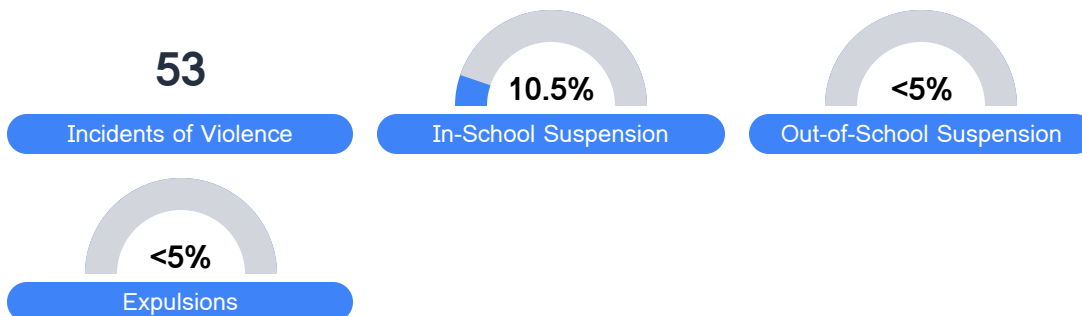
Science



Student Assessment Participation



Discipline



Other Data



21.6 %

Chronic Absenteeism



\$10,534.30

Per-Pupil Expenditure



63.1 %

Post-Secondary Enrollment



62.4%

Advanced Course Participation