

# District Report Card 2021 - 2022

For more detailed information, please visit <https://msrc.mdek12.org>.



## Long Beach School District

Long Beach, MS



19148 Commission Road  
Long Beach, MS 39560



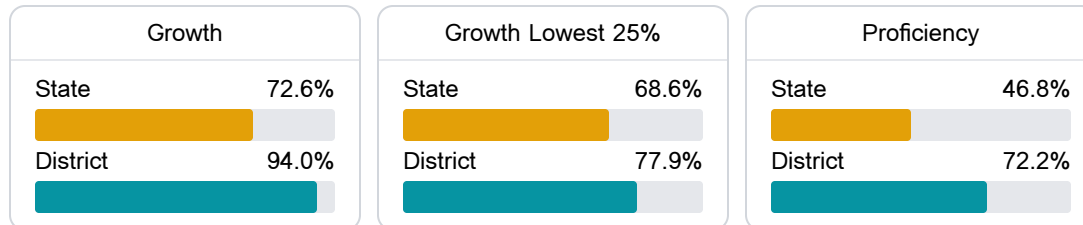
Dr. Talia Lock  
talialock@lbsdk12.com

### School Accountability Grade Components

Mississippi's accountability system assigns "A" through "F" letter grades for schools and districts. Grades are based on student achievement, student growth, student participation in testing, and other academic measures. COVID - 19 pandemic disruptions continue to be reflected in 2021 - 2022 accountability data, particularly growth data.

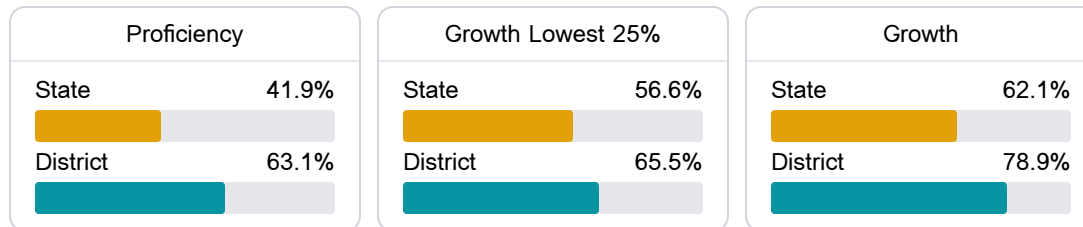
#### Math

Measurements of student performance on the statewide math assessment.



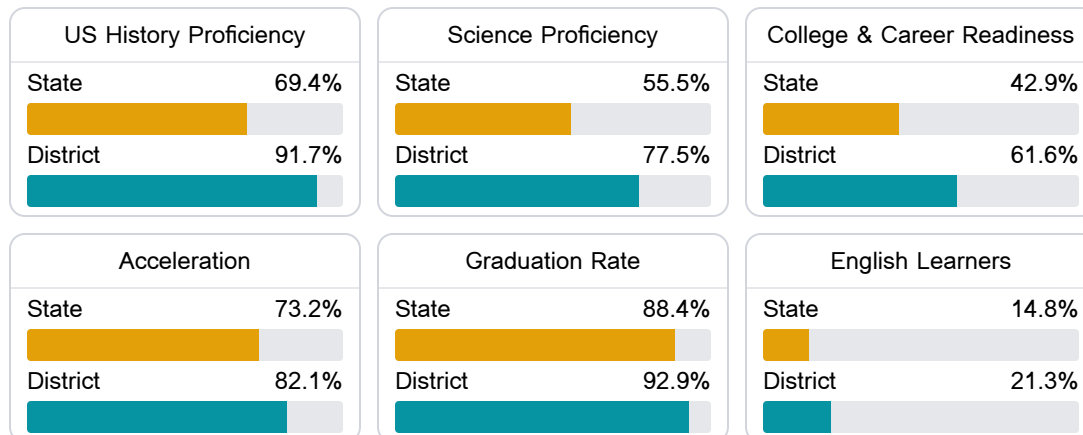
#### English

Measurements of student performance on the statewide English language arts (ELA) assessment.



#### Other Measures

Other measurements of student performance that factor into the accountability grade.



### Teacher Data

200.3

Teachers



82.3%

Experienced Teachers

0.0%

Provisional Teachers

99.8%


In-Field Teachers

## Detailed Assessment and Other Data


## Student Performance

The following information shows each level of student performance on statewide assessments.

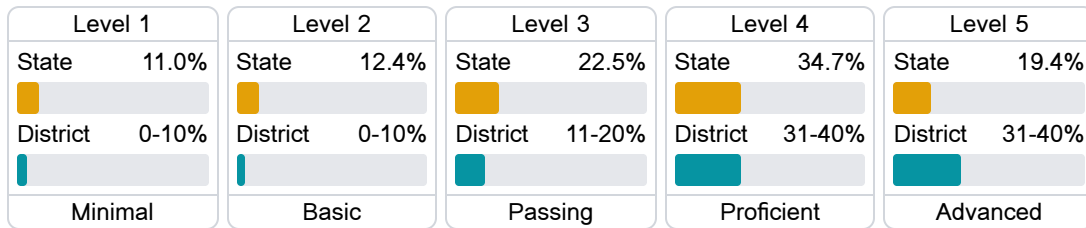
## Math



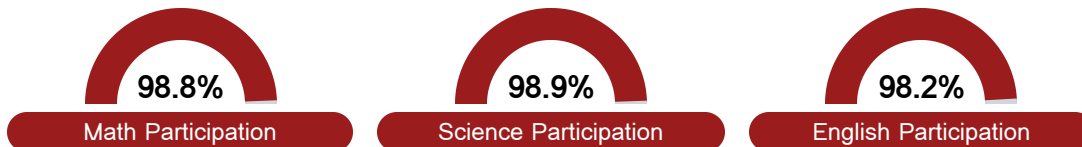
## English



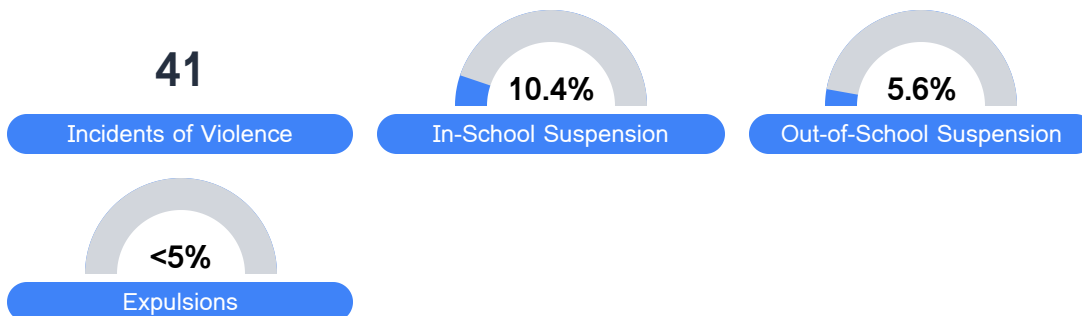
## Science



## Student Assessment Participation



## Discipline



## Other Data



26.2 %

Chronic Absenteeism



\$9,898.01

Per-Pupil Expenditure



66.0 %

Post-Secondary Enrollment



62.8%

Advanced Course Participation