



# District Report Card 2019 - 2020

For more detailed information, please visit <https://msrc.mdek12.org>.

## **A** Long Beach School District Long Beach, MS

 19148 Commission Road  
Long Beach, MS 39560

 Dr. Talia Lock  
[talia.lock@lbsdk12.com](mailto:talia.lock@lbsdk12.com)

Due to the impact of COVID-19 on school closures in the 2019-20 school year and a waiver from the U.S. Department of Education, the Mississippi Department of Education (MDE) has no assessment and accountability data to report for the 2019-20 school year.

### Graduation Rate



### Per-Pupil Expenditure



**\$8,489.51**

### Post-Secondary Enrollment



**70.4%**

### Teacher Data

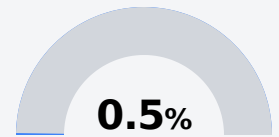
**206.1**

Teachers



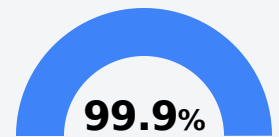
**80.2%**

Experienced Teachers



**0.5%**

Provisional Teachers



**99.9%**

In-Field Teachers