



## Long Beach School District

Long Beach, MS



19148 Commission Road  
Long Beach, MS 39560



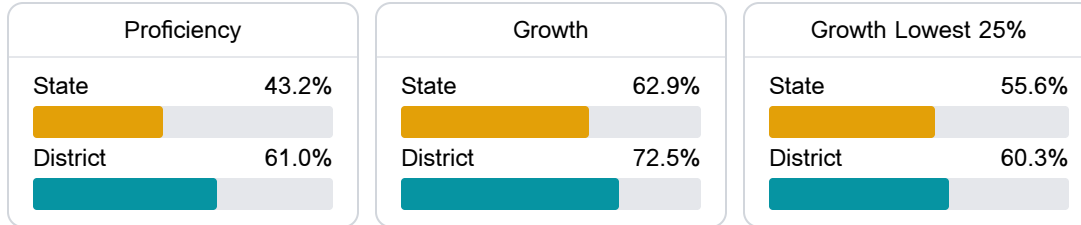
Talia Lock  
talia.lock@lbsdk12.com

### School Accountability Grade Components

Mississippi's accountability system assigns "A" through "F" letter grades for schools and districts. Grades are based on student achievement, student growth, student participation in testing, and other academic measures.

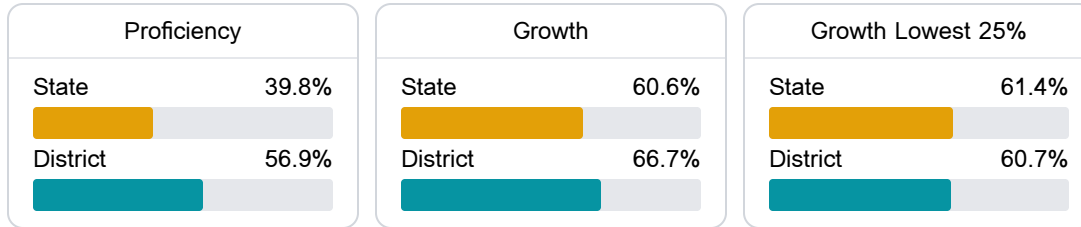
#### Math

Measurements of student performance on the statewide math assessment.



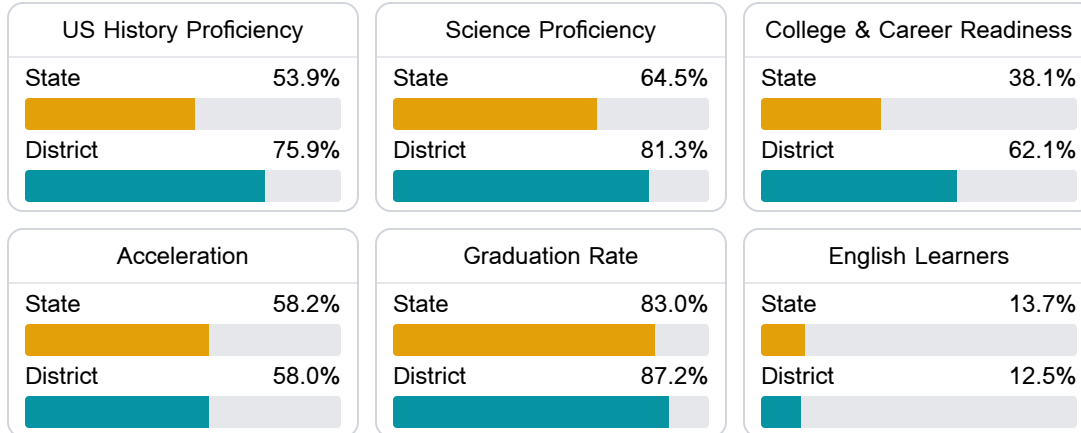
#### English

Measurements of student performance on the statewide English language arts (ELA) assessment.



#### Other Measures

Other measurements of student performance that factor into the accountability grade.




## Detailed Assessment and Other Data


### Student Performance

The following information shows each level of student performance on statewide assessments.

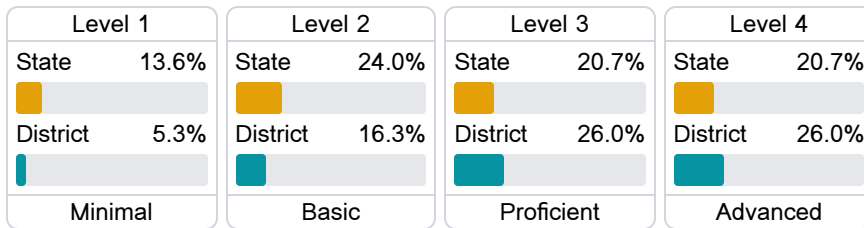
#### Math



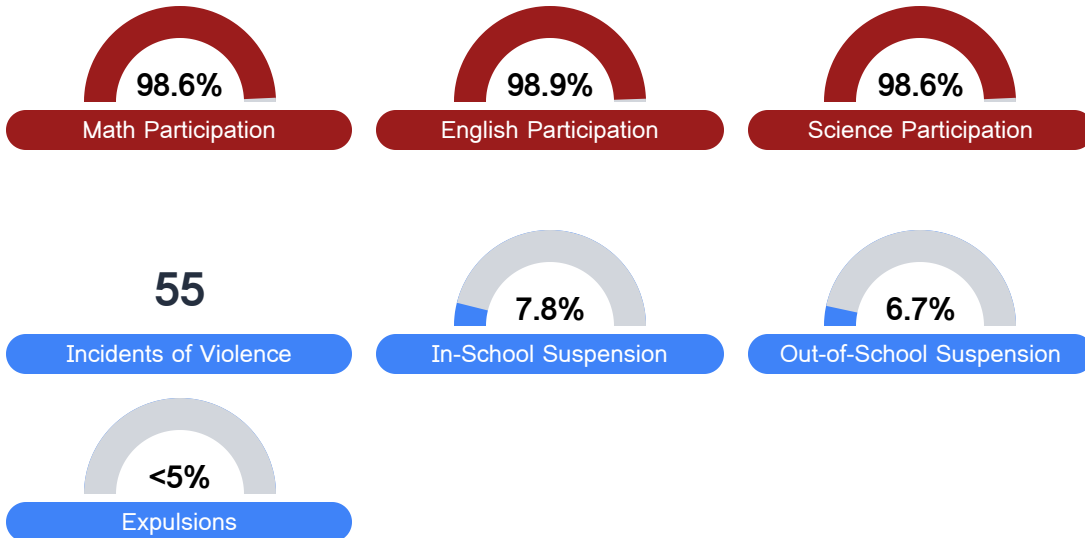
#### English



#### Science



### Student Assessment Participation



\* Source: 2017-2018 Civil Rights Data Collection

### Other Data



**15.7%**

Chronic Absenteeism



**\$7,572.16**

Per-Pupil Expenditure



**65.0%**

Post-Secondary Enrollment



**38.5%**

Advanced Course Participation