



Bay St Louis Waveland School District

Bay St Louis, MS



200 N. Second St.
Bay St Louis, MS 39520



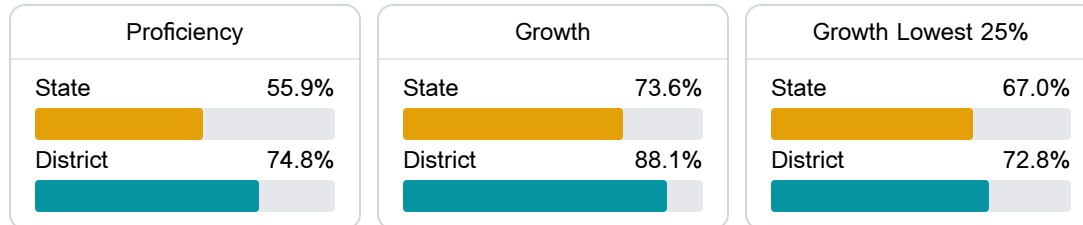
Sandra Reed
sreed@bwsd.org

School Accountability Grade Components

Mississippi's accountability system assigns "A" through "F" letter grades for schools and districts. Grades are based on student achievement, student growth, student participation in testing, and other academic measures.

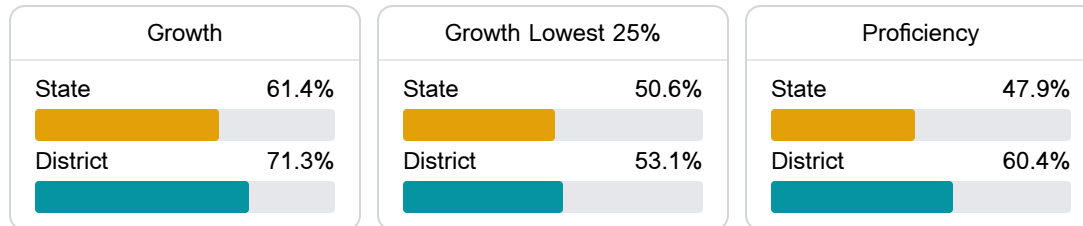
Math

Measurements of student performance on the statewide math assessment.



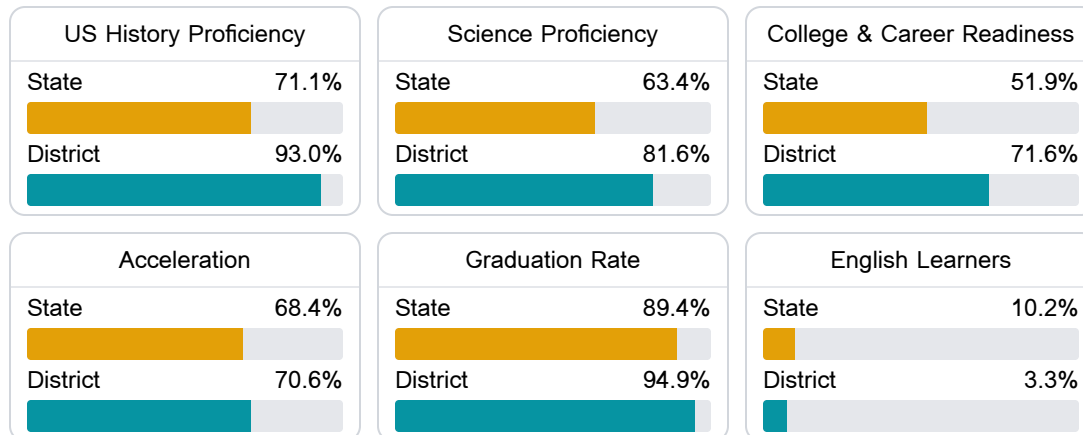
English

Measurements of student performance on the statewide English language arts (ELA) assessment.



Other Measures

Other measurements of student performance that factor into the accountability grade.



Teacher Data

135.3

Teachers



79.0%

Experienced Teachers

0.0%

Provisional Teachers

99.4%


In-Field Teachers

Detailed Assessment and Other Data

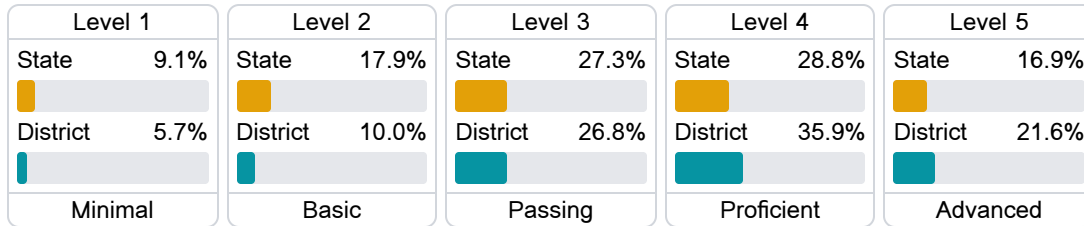
Student Performance

The following information shows each level of student performance on statewide assessments.

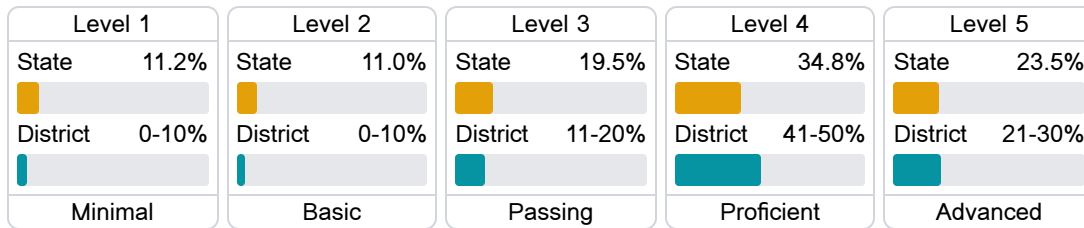
Math



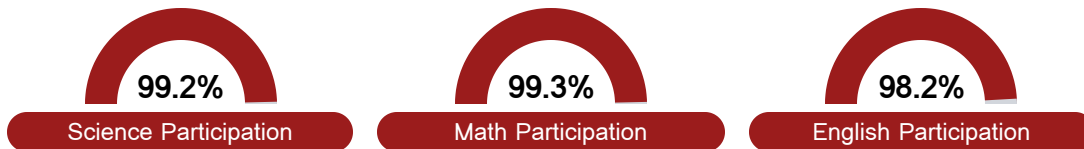
English



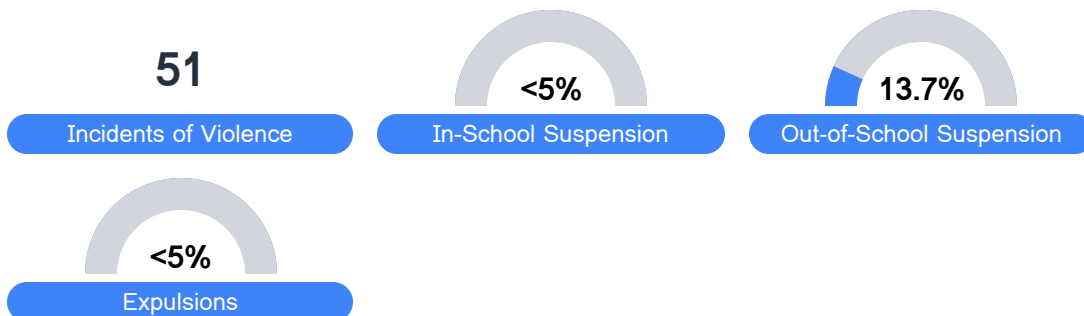
Science



Student Assessment Participation



Discipline



Other Data



24.2 %

Chronic Absenteeism



\$15,799.58

Per-Pupil Expenditure



63.2 %

Post-Secondary Enrollment



46.0%

Advanced Course Participation