



Bay St Louis Waveland School District

Bay St Louis, MS



200 N. Second St.
Bay St Louis, MS 39520



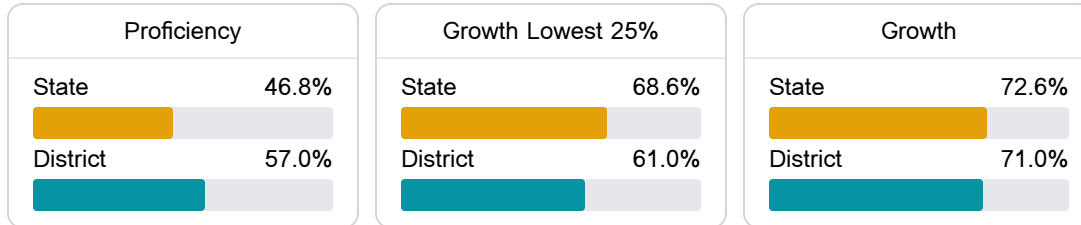
Sandra Reed
sreed@bwsd.org

School Accountability Grade Components

Mississippi's accountability system assigns "A" through "F" letter grades for schools and districts. Grades are based on student achievement, student growth, student participation in testing, and other academic measures. COVID - 19 pandemic disruptions continue to be reflected in 2021 - 2022 accountability data, particularly growth data.

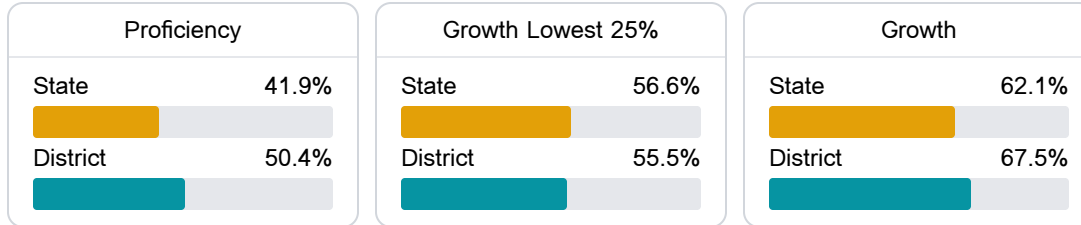
Math

Measurements of student performance on the statewide math assessment.



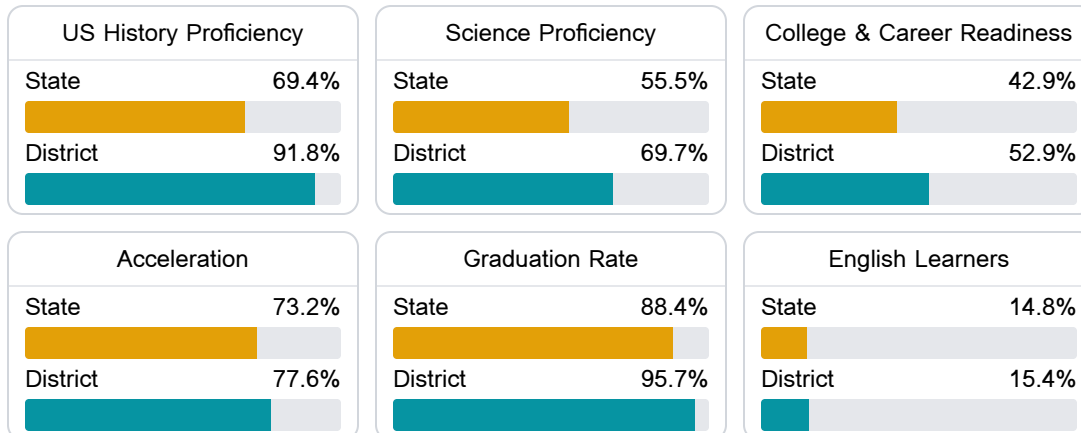
English

Measurements of student performance on the statewide English language arts (ELA) assessment.



Other Measures

Other measurements of student performance that factor into the accountability grade.



Teacher Data

136.0

Teachers



80.7%

Experienced Teachers

3.5%

Provisional Teachers

96.5%


In-Field Teachers

Detailed Assessment and Other Data


Student Performance

The following information shows each level of student performance on statewide assessments.

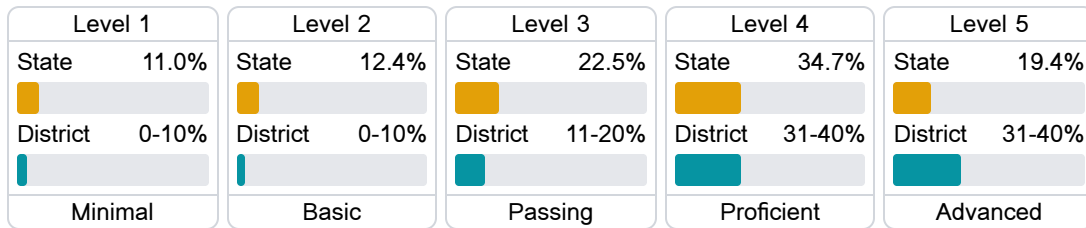
Math



English



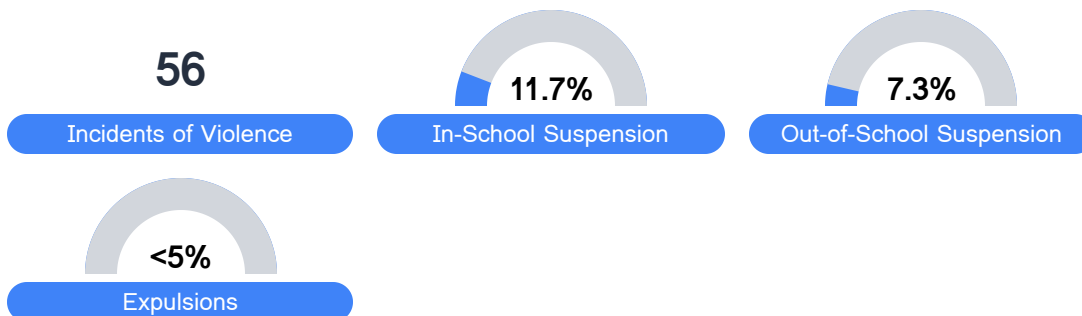
Science



Student Assessment Participation



Discipline



Other Data



21.2 %

Chronic Absenteeism



\$13,627.37

Per-Pupil Expenditure



48.4 %

Post-Secondary Enrollment



58.5%

Advanced Course Participation