

# District Report Card 2020 - 2021

For more detailed information, please visit <https://msrc.mdek12.org>.



## Bay St Louis Waveland School District

Bay St Louis, MS



200 N. Second St.  
Bay St Louis, MS 39520



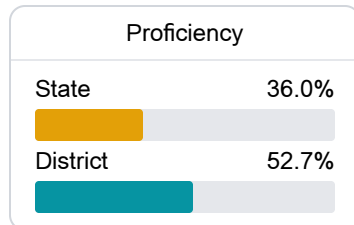
SANDRA REED  
SREED@BWSD.ORG

### School Accountability Grade Components

Mississippi's accountability system assigns "A" through "F" letter grades for schools and districts. Grades are based on student achievement, student growth, student participation in testing, and other academic measures. COVID - 19 pandemic disruptions continue to be reflected in 2021 - 2022 accountability data, particularly growth data.

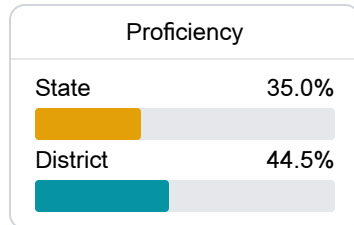
#### Math

Measurements of student performance on the statewide math assessment.



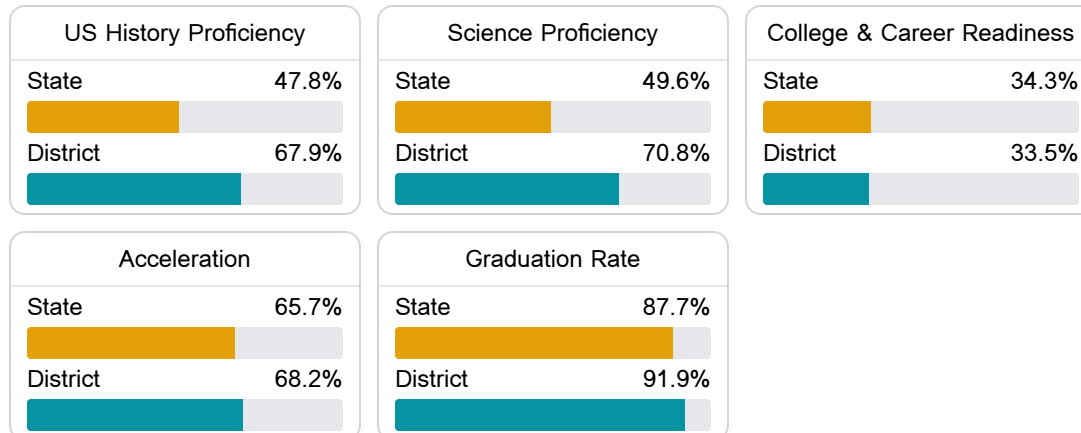
#### English

Measurements of student performance on the statewide English language arts (ELA) assessment.



#### Other Measures

Other measurements of student performance that factor into the accountability grade.



### Teacher Data

138.6

Teachers



78.7%

Experienced Teachers

4.3%

Provisional Teachers

95.0%

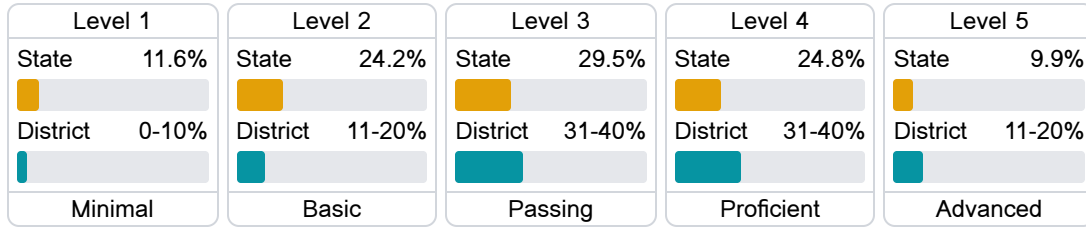
In-Field Teachers

## Detailed Assessment and Other Data


## Student Performance

The following information shows each level of student performance on statewide assessments.


## Math



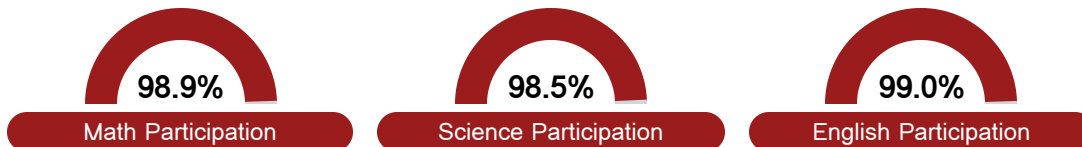
## English



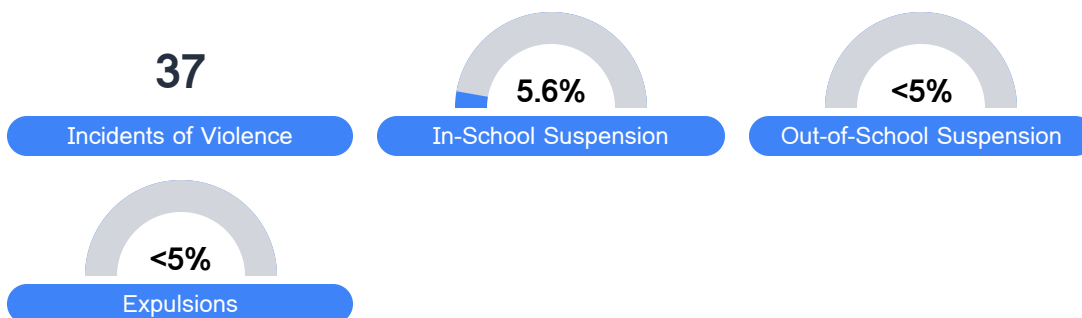
## Science



## Student Assessment Participation



## Discipline



\* Source: 2017-2018 Civil Rights Data Collection

## Other Data



24.3 %

Chronic Absenteeism



\$13,586.85

Per-Pupil Expenditure



68.6 %

Post-Secondary Enrollment



42.5%

Advanced Course Participation