



## Bay St Louis Waveland School District

Bay St Louis, MS



200 N. Second St.  
Bay St Louis, MS 39520



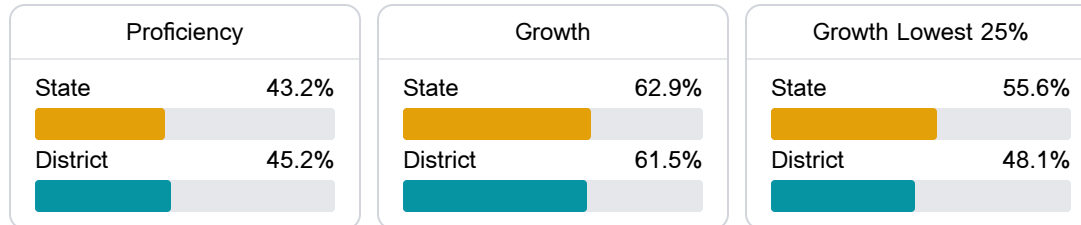
Sandra Reed  
[sreed@bwsd.org](mailto:sreed@bwsd.org)

### School Accountability Grade Components

Mississippi's accountability system assigns "A" through "F" letter grades for schools and districts. Grades are based on student achievement, student growth, student participation in testing, and other academic measures.

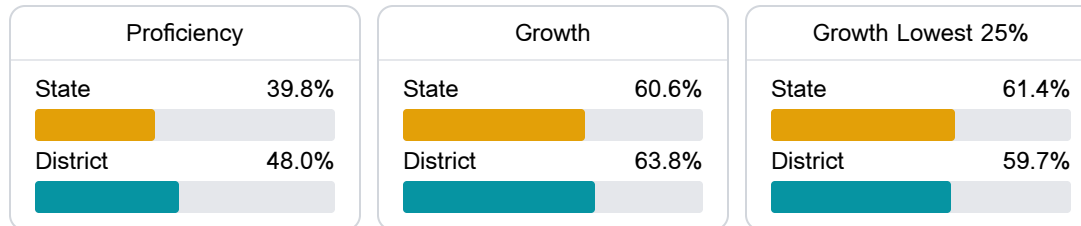
#### Math

Measurements of student performance on the statewide math assessment.



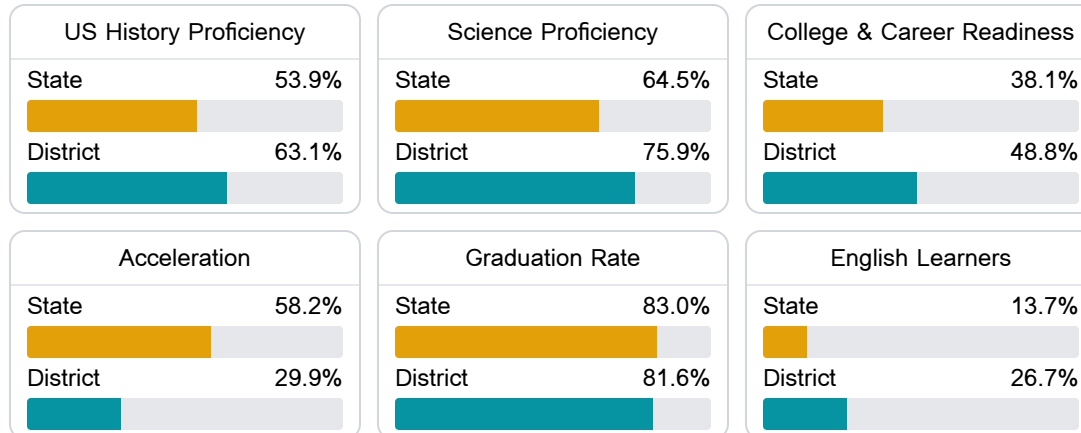
#### English

Measurements of student performance on the statewide English language arts (ELA) assessment.



#### Other Measures

Other measurements of student performance that factor into the accountability grade.



### Teacher Data

122.4

Teachers



85.1%

Experienced Teachers

1.2%

Provisional Teachers

99.3%


In-Field Teachers

## Detailed Assessment and Other Data


## Student Performance

The following information shows each level of student performance on statewide assessments.

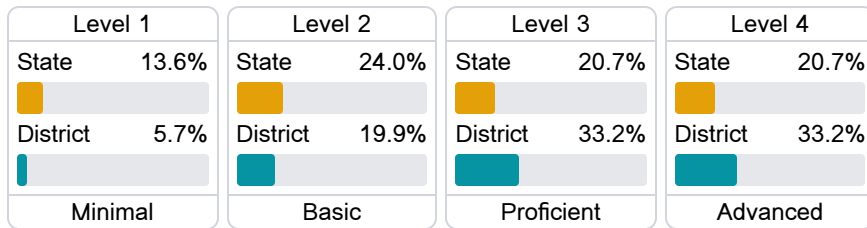
## Math



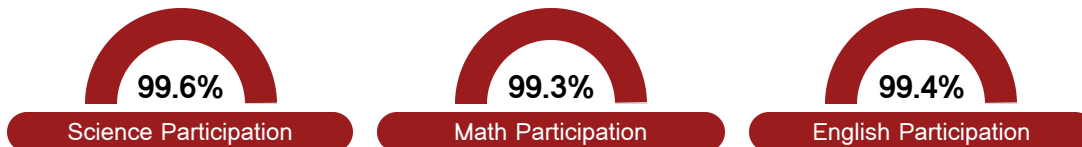
## English



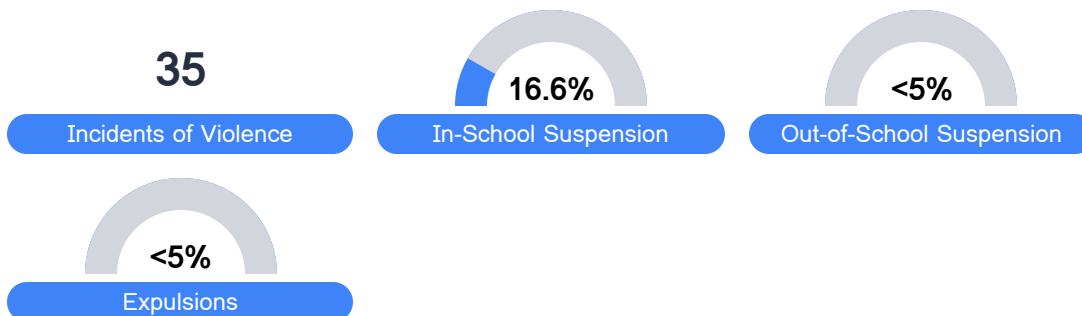
## Science



## Student Assessment Participation



## Discipline



\* Source: 2017-2018 Civil Rights Data Collection

## Other Data



16.4 %

Chronic Absenteeism



\$10,333.00

Per-Pupil Expenditure



57.4 %

Post-Secondary Enrollment



36.3%

Advanced Course Participation