

District Report Card 2021 - 2022

For more detailed information, please visit <https://msrc.mdek12.org>.



Hancock County School District

Kiln, MS



18375 Hwy 603
Kiln, MS 39556



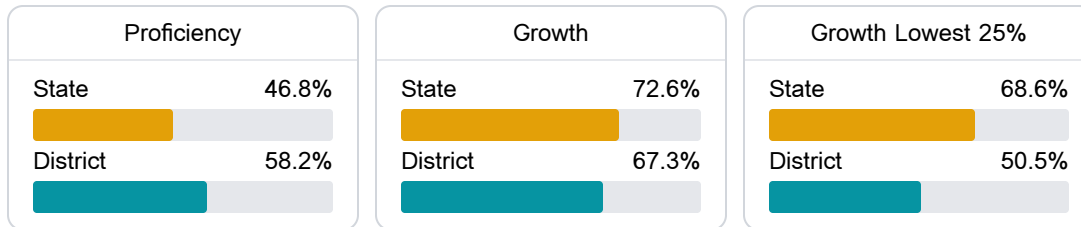
RHETT LADNER
rladner@hancockschools.net

School Accountability Grade Components

Mississippi's accountability system assigns "A" through "F" letter grades for schools and districts. Grades are based on student achievement, student growth, student participation in testing, and other academic measures. COVID - 19 pandemic disruptions continue to be reflected in 2021 - 2022 accountability data, particularly growth data.

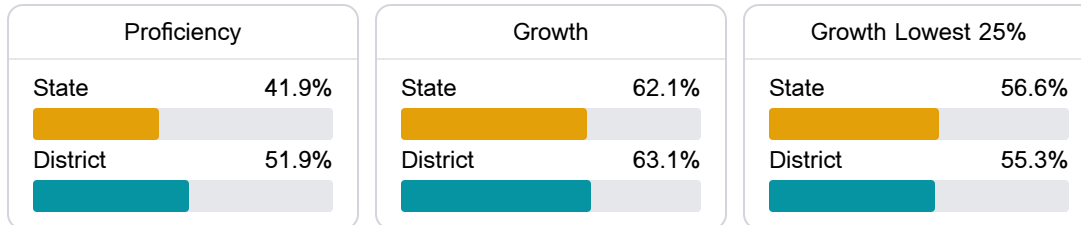
Math

Measurements of student performance on the statewide math assessment.



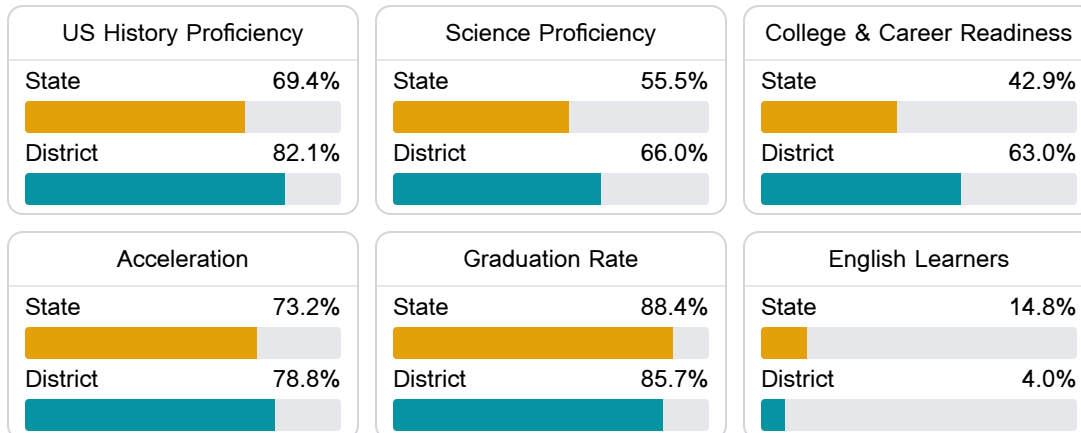
English

Measurements of student performance on the statewide English language arts (ELA) assessment.



Other Measures

Other measurements of student performance that factor into the accountability grade.



Teacher Data

283.4

Teachers



75.7%

Experienced Teachers

3.0%

Provisional Teachers

96.6%

In-Field Teachers

Detailed Assessment and Other Data

Student Performance

The following information shows each level of student performance on statewide assessments.

Math

Level 1		Level 2		Level 3		Level 4		Level 5	
State	7.0%	State	19.3%	State	27.3%	State	31.5%	State	15.0%
District	5.2%	District	15.0%	District	23.8%	District	38.1%	District	17.9%
Minimal		Basic		Passing		Proficient		Advanced	

English

Level 1		Level 2		Level 3		Level 4		Level 5	
State	8.6%	State	18.9%	State	31.3%	State	29.1%	State	12.1%
District	6.1%	District	14.6%	District	29.3%	District	35.6%	District	14.4%
Minimal		Basic		Passing		Proficient		Advanced	

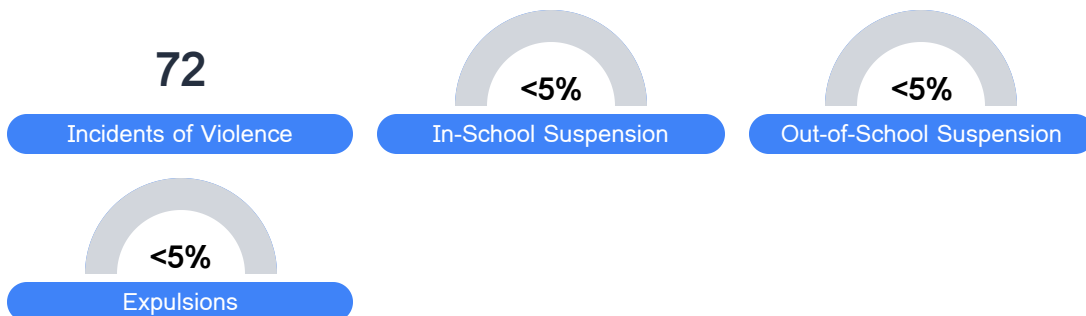
Science

Level 1		Level 2		Level 3		Level 4		Level 5	
State	11.0%	State	12.4%	State	22.5%	State	34.7%	State	19.4%
District	6.7%	District	9.7%	District	20.1%	District	39.0%	District	24.5%
Minimal		Basic		Passing		Proficient		Advanced	

Student Assessment Participation



Discipline



Other Data



30.1 %

Chronic Absenteeism



\$10,221.30

Per-Pupil Expenditure



51.0 %

Post-Secondary Enrollment



60.7%

Advanced Course Participation