

A George County School District Lucedale, MS

494 Cowart Street
Lucedale, MS 39452

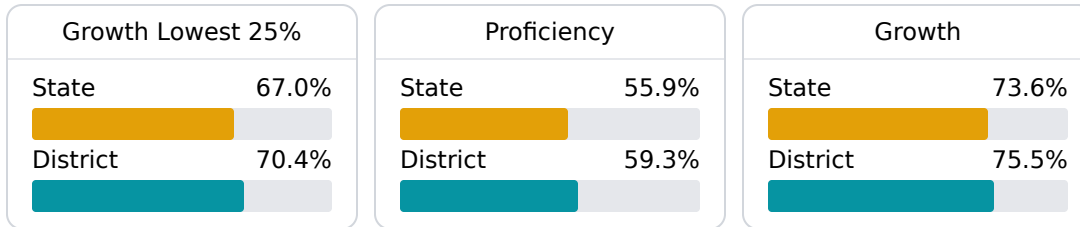
Wade Whitney
wade.whitney@gcsd.us

School Accountability Grade Components

Mississippi's accountability system assigns "A" through "F" letter grades for schools and districts. Grades are based on student achievement, student growth, student participation in testing, and other academic measures.

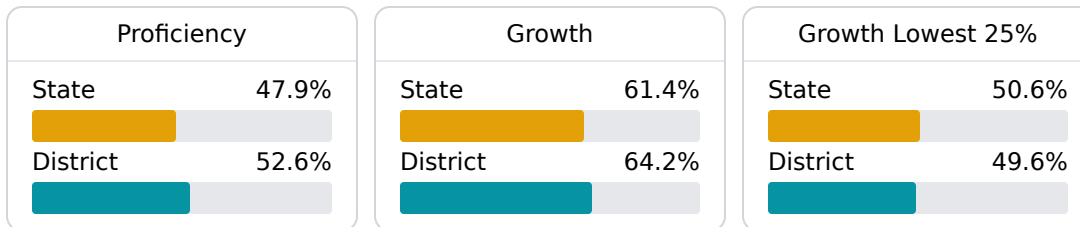
Math

Measurements of student performance on the statewide math assessment.



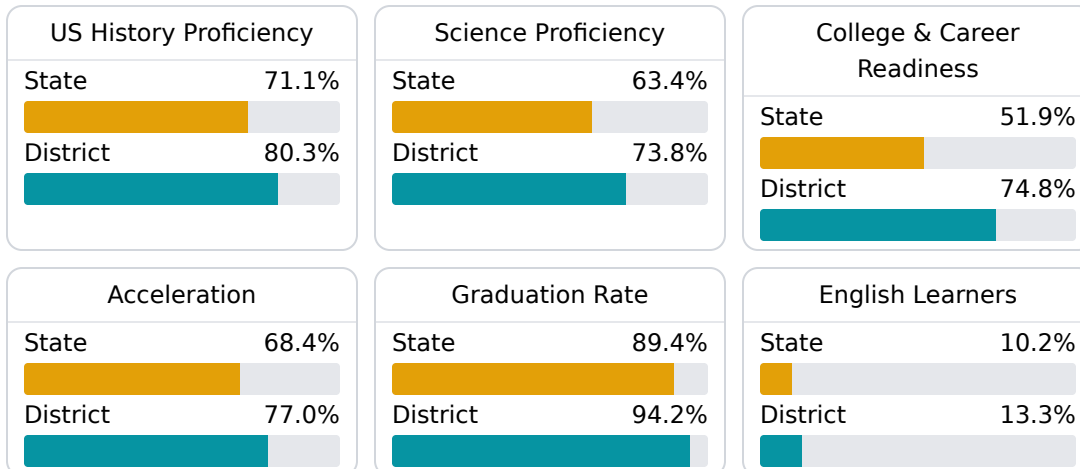
English

Measurements of student performance on the statewide English language arts (ELA) assessment.



Other Measures

Other measurements of student performance that factor into the accountability grade.



Teacher Data

275.6

Teachers



74.5%

Experienced Teachers

0.0%

Provisional Teachers

99.4%


In-Field Teachers

Detailed Assessment and Other Data


Student Performance

The following information shows each level of student performance on statewide assessments.


Math



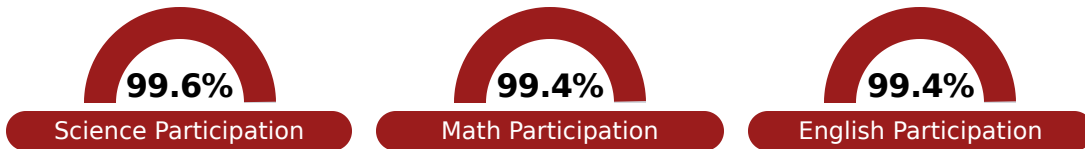
English



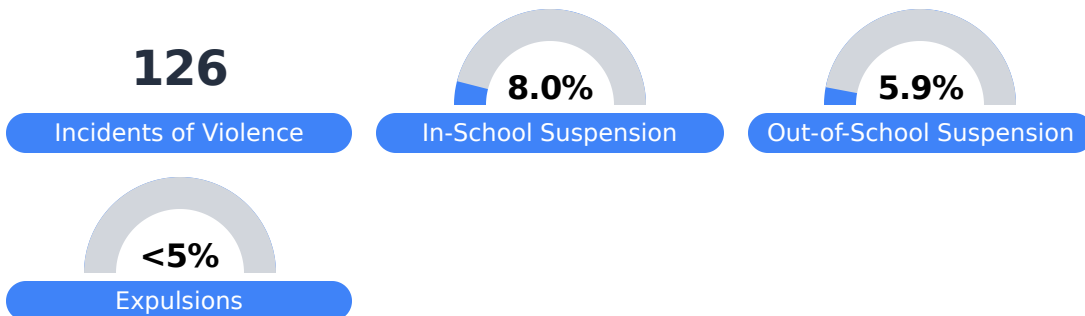
Science



Student Assessment Participation



Discipline



Other Data



31.8%

Chronic Absenteeism



51.4%

Post-Secondary Enrollment



54.7%

Advanced Course Participation