

District Report Card 2022 - 2023

For more detailed information, please visit <https://msrc.mdek12.org>.



George County School District

Lucedale, MS



494 Cowart Street
Lucedale, MS 39452



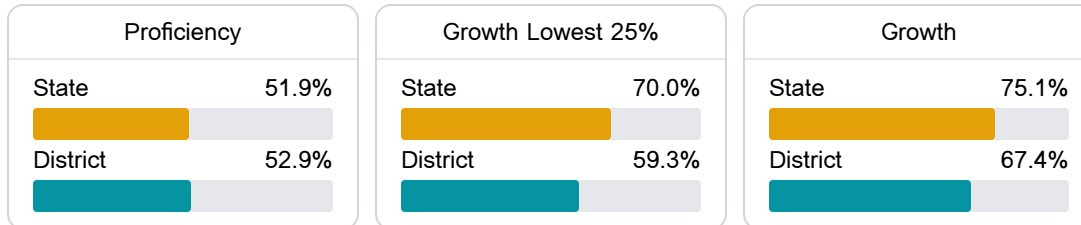
Wade Whitney
wade.whitney@gcsd.us

School Accountability Grade Components

Mississippi's accountability system assigns "A" through "F" letter grades for schools and districts. Grades are based on student achievement, student growth, student participation in testing, and other academic measures.

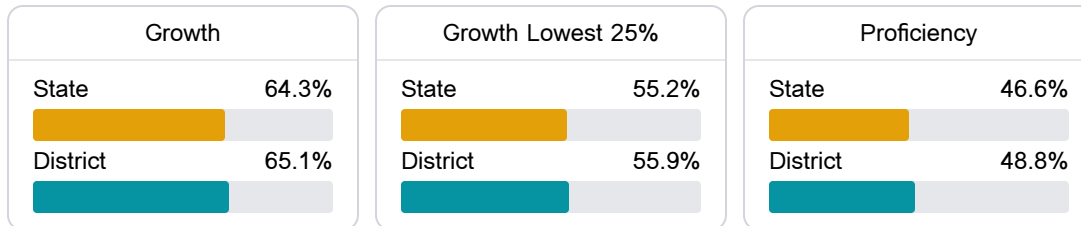
Math

Measurements of student performance on the statewide math assessment.



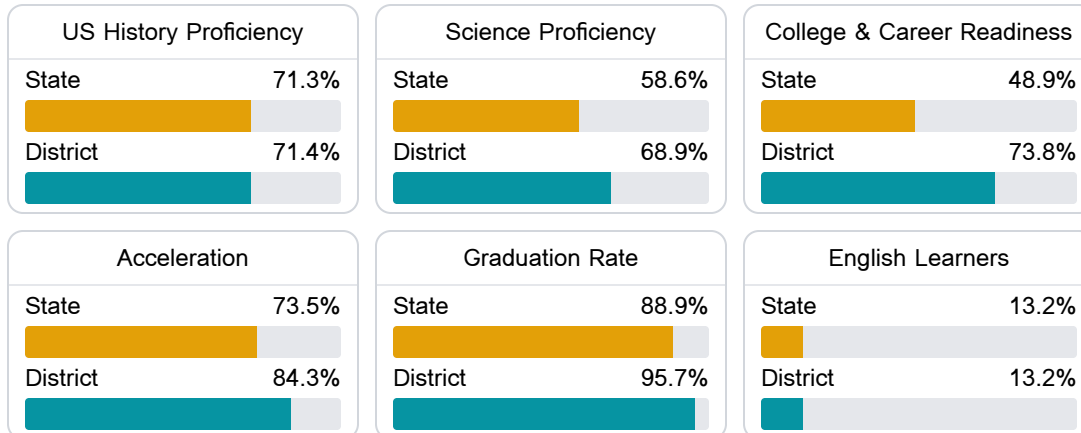
English

Measurements of student performance on the statewide English language arts (ELA) assessment.



Other Measures

Other measurements of student performance that factor into the accountability grade.



Teacher Data

279.8

Teachers



74.2%

Experienced Teachers

0.3%

Provisional Teachers

99.6%

In-Field Teachers

Detailed Assessment and Other Data


Student Performance

The following information shows each level of student performance on statewide assessments.


Math



English



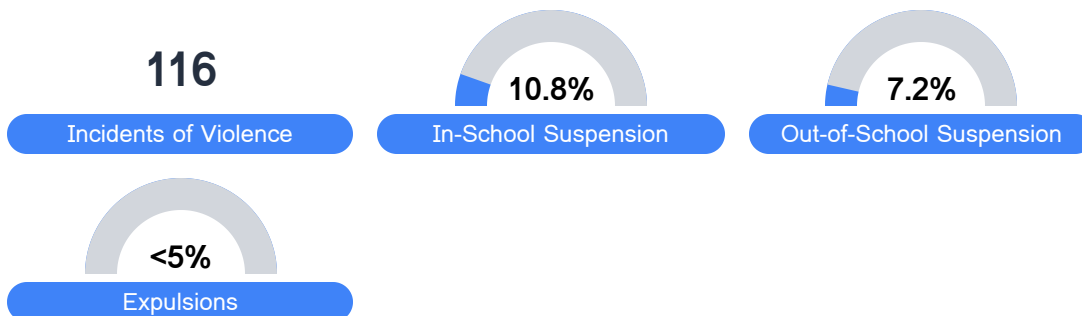
Science



Student Assessment Participation



Discipline



Other Data



28.5%

Chronic Absenteeism



\$9,980.60

Per-Pupil Expenditure



57.6%

Post-Secondary Enrollment



53.7%

Advanced Course Participation