

District Report Card 2020 - 2021

For more detailed information, please visit <https://msrc.mdek12.org>.



Franklin County School District

Meadville, MS



41 First Street
Meadville, MS 39653



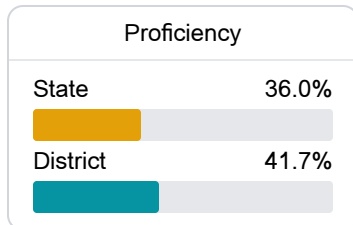
Chris Kent
ckent@fcsd.k12.ms.us

School Accountability Grade Components

Mississippi's accountability system assigns "A" through "F" letter grades for schools and districts. Grades are based on student achievement, student growth, student participation in testing, and other academic measures. COVID - 19 pandemic disruptions continue to be reflected in 2021 - 2022 accountability data, particularly growth data.

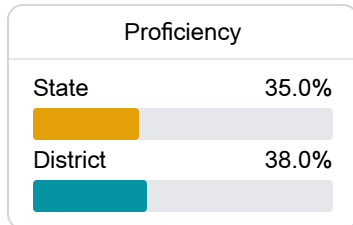
Math

Measurements of student performance on the statewide math assessment.



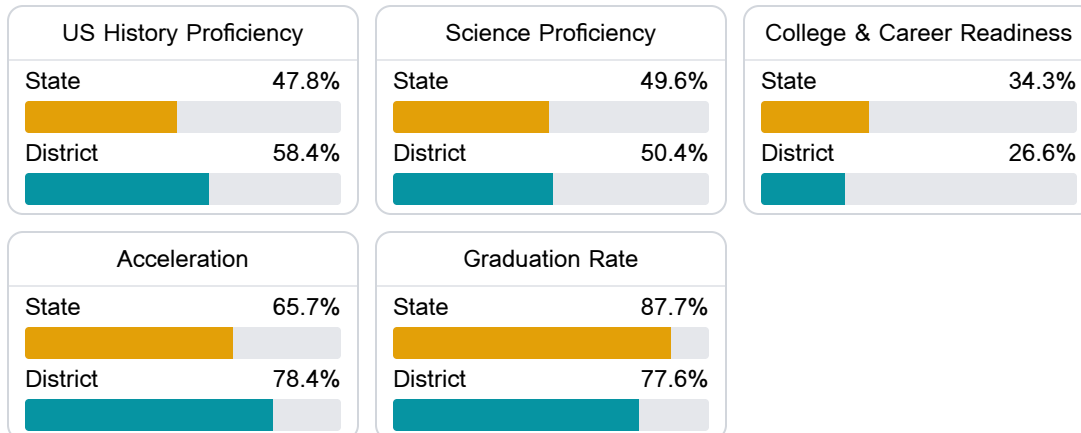
English

Measurements of student performance on the statewide English language arts (ELA) assessment.



Other Measures

Other measurements of student performance that factor into the accountability grade.



Teacher Data

96.1

Teachers



85.7%

Experienced Teachers

0.0%

Provisional Teachers

99.0%

In-Field Teachers

Detailed Assessment and Other Data

Student Performance

The following information shows each level of student performance on statewide assessments.

Math

Level 1	Level 2	Level 3	Level 4	Level 5
State 11.6%	State 24.2%	State 29.5%	State 24.8%	State 9.9%
District 5.7%	District 20.7%	District 35.9%	District 29.5%	District 8.2%
Minimal	Basic	Passing	Proficient	Advanced

English

Level 1	Level 2	Level 3	Level 4	Level 5
State 10.8%	State 23.1%	State 31.8%	State 24.6%	State 9.7%
District 8.6%	District 18.4%	District 35.7%	District 28.2%	District 9.1%
Minimal	Basic	Passing	Proficient	Advanced

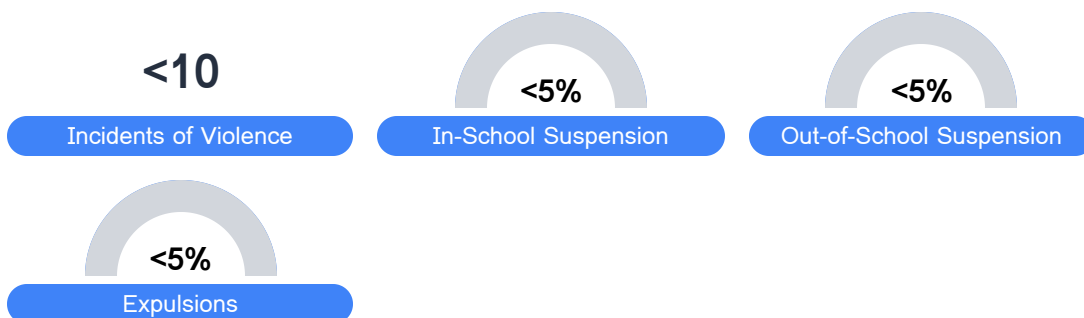
Science

Level 1	Level 2	Level 3	Level 4	Level 5
State 13.8%	State 14.5%	State 23.4%	State 32.7%	State 15.7%
District 10.1%	District 13.3%	District 24.4%	District 40.9%	District 11.4%
Minimal	Basic	Passing	Proficient	Advanced

Student Assessment Participation



Discipline



* Source: 2017-2018 Civil Rights Data Collection

Other Data



7.0 %

Chronic Absenteeism



\$12,689.32

Per-Pupil Expenditure



73.1 %

Post-Secondary Enrollment



56.3%

Advanced Course Participation