



## Petal School District

Petal, MS



103 E. Central Ave. P. O. BOX 523  
Petal, MS 39465



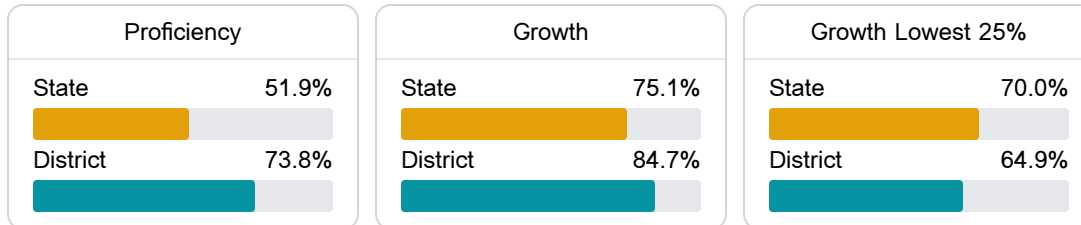
Dr. Matthew L. Dillon  
[matt.dillon@petalschools.com](mailto:matt.dillon@petalschools.com)

### School Accountability Grade Components

Mississippi's accountability system assigns "A" through "F" letter grades for schools and districts. Grades are based on student achievement, student growth, student participation in testing, and other academic measures.

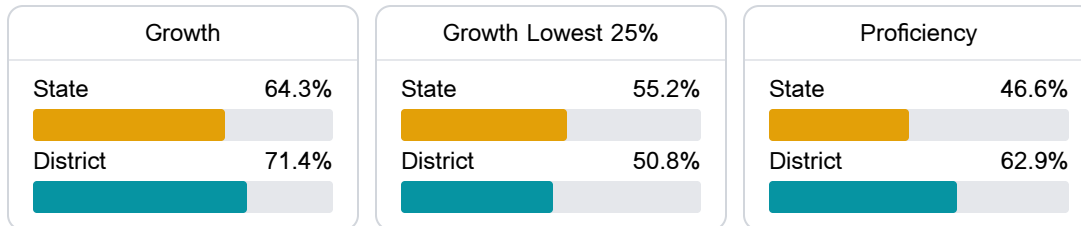
#### Math

Measurements of student performance on the statewide math assessment.



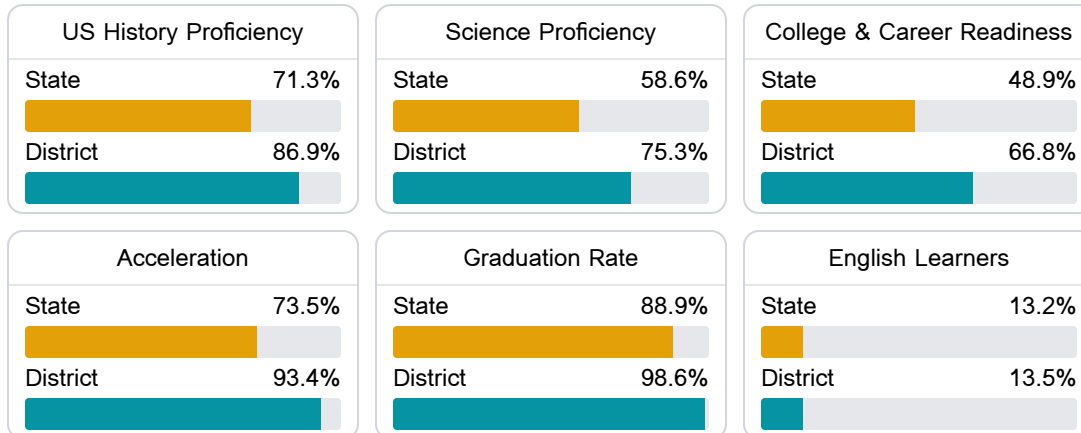
#### English

Measurements of student performance on the statewide English language arts (ELA) assessment.



#### Other Measures

Other measurements of student performance that factor into the accountability grade.



### Teacher Data

299.6

Teachers



72.5%

Experienced Teachers

1.5%

Provisional Teachers

98.1%


In-Field Teachers

## Detailed Assessment and Other Data


## Student Performance

The following information shows each level of student performance on statewide assessments.


## Math




## English




## Science



## Student Assessment Participation



## Discipline



## Other Data



15.8 %

Chronic Absenteeism



\$10,238.19

Per-Pupil Expenditure



72.4 %

Post-Secondary Enrollment



60.2%

Advanced Course Participation