



Petal School District

Petal, MS



115 E. Central Ave. P. O. BOX 523
Petal, MS 39465



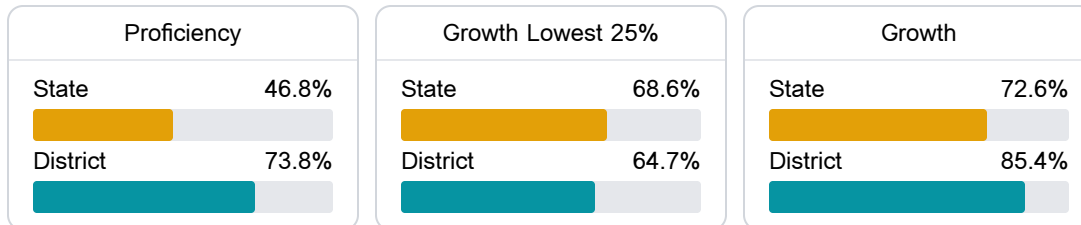
Dr. Matthew L. Dillon
matt.dillon@petalschools.com

School Accountability Grade Components

Mississippi's accountability system assigns "A" through "F" letter grades for schools and districts. Grades are based on student achievement, student growth, student participation in testing, and other academic measures. COVID - 19 pandemic disruptions continue to be reflected in 2021 - 2022 accountability data, particularly growth data.

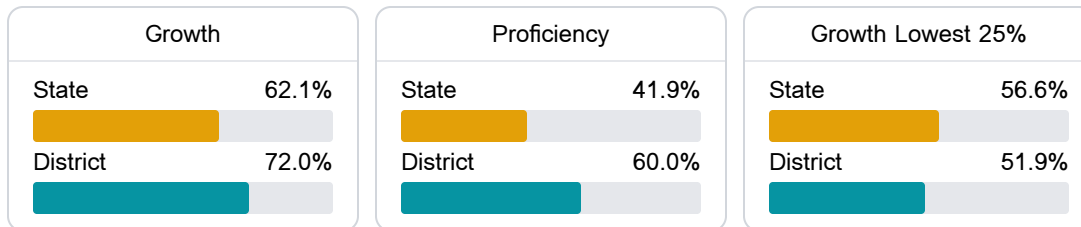
Math

Measurements of student performance on the statewide math assessment.



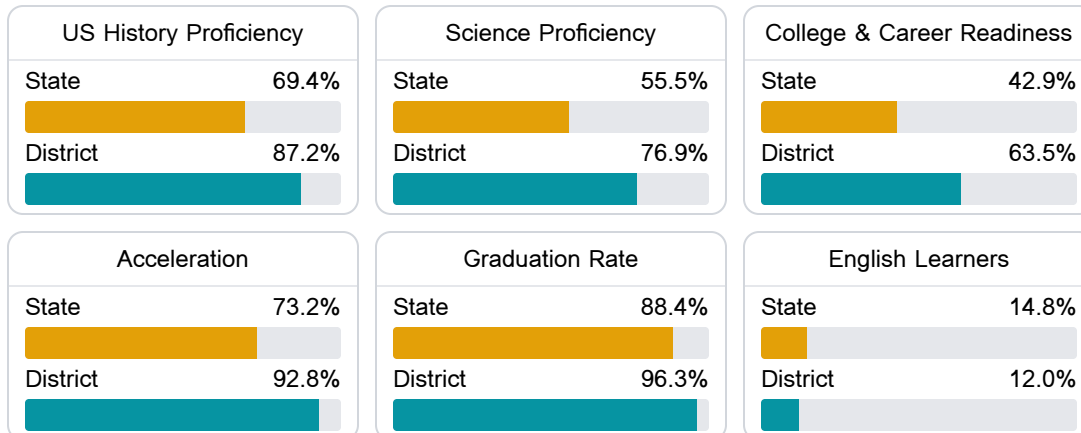
English

Measurements of student performance on the statewide English language arts (ELA) assessment.



Other Measures

Other measurements of student performance that factor into the accountability grade.



Teacher Data

296.3

Teachers



72.6%

Experienced Teachers

3.9%

Provisional Teachers

97.5%


In-Field Teachers

Detailed Assessment and Other Data


Student Performance

The following information shows each level of student performance on statewide assessments.

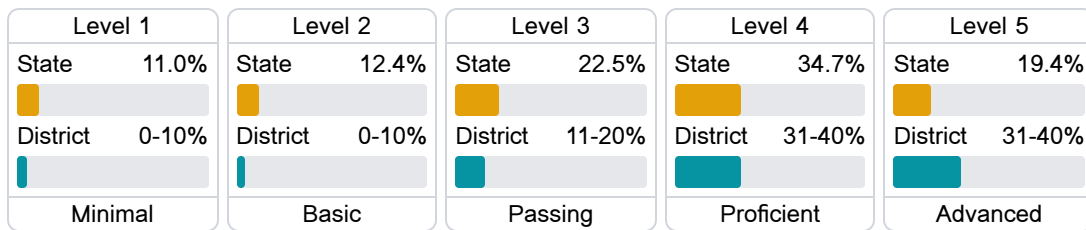
Math



English



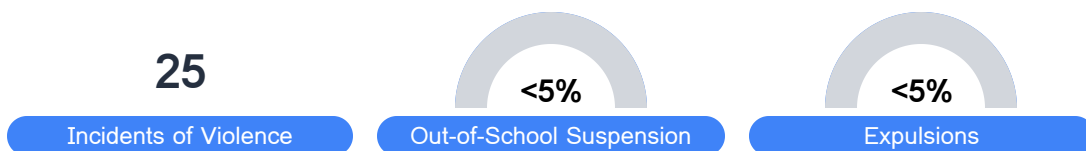
Science



Student Assessment Participation



Discipline



Other Data



13.9%

Chronic Absenteeism



\$9,126.57

Per-Pupil Expenditure



71.4%

Post-Secondary Enrollment



61.1%

Advanced Course Participation