



Petal School District

Petal, MS



115 E. Central Ave. P. O. BOX 523
Petal, MS 39465



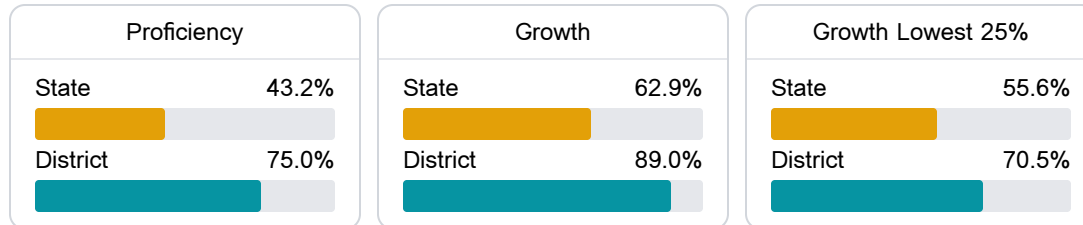
MATTHEW DILLON
matthew.dillon@petalschools.com

School Accountability Grade Components

Mississippi's accountability system assigns "A" through "F" letter grades for schools and districts. Grades are based on student achievement, student growth, student participation in testing, and other academic measures.

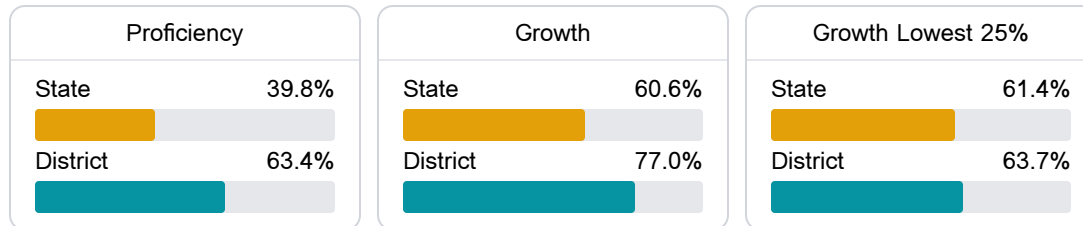
Math

Measurements of student performance on the statewide math assessment.



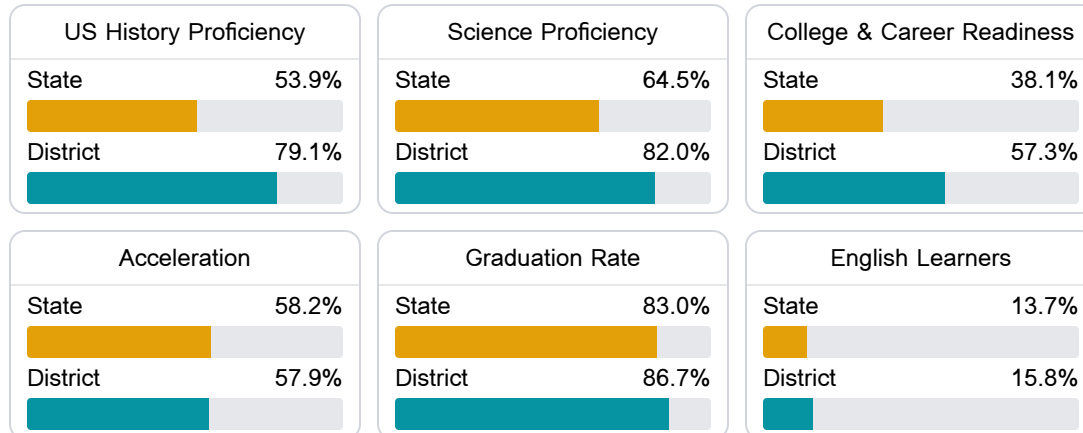
English

Measurements of student performance on the statewide English language arts (ELA) assessment.



Other Measures

Other measurements of student performance that factor into the accountability grade.



Teacher Data

276.7

Teachers



78.9%

Experienced Teachers

1.3%

Provisional Teachers

97.4%

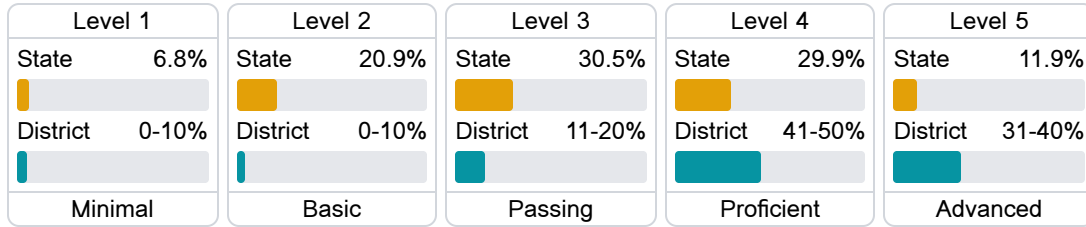
In-Field Teachers

Detailed Assessment and Other Data


Student Performance

The following information shows each level of student performance on statewide assessments.

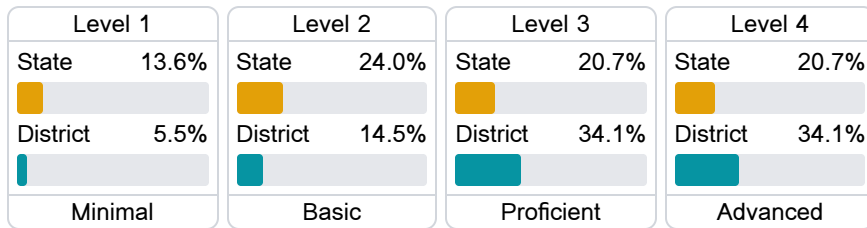
Math



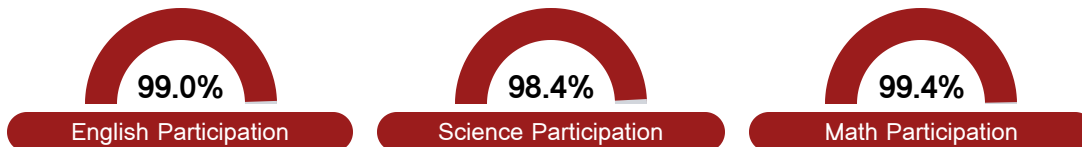
English



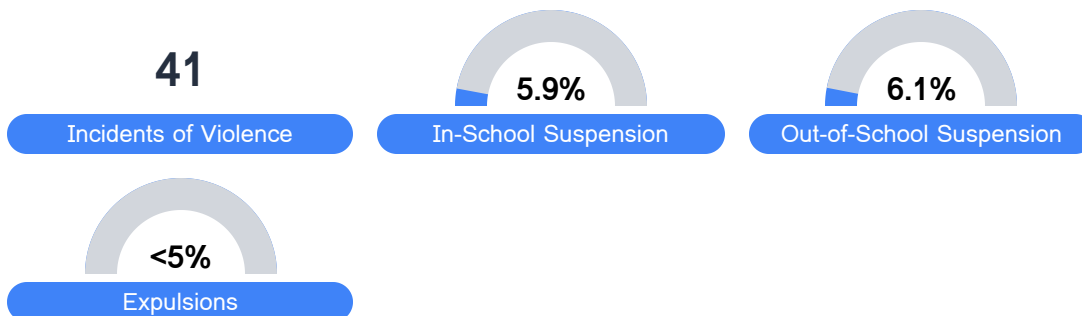
Science



Student Assessment Participation



Discipline



* Source: 2017-2018 Civil Rights Data Collection

Other Data



11.3%

Chronic Absenteeism



\$8,161.16

Per-Pupil Expenditure



67.0%

Post-Secondary Enrollment



46.7%

Advanced Course Participation