

# District Report Card 2024 - 2025

For more detailed information, please visit <https://msrc.mdek12.org>.



## Covington County School District

Collins, MS



108 Main Street  
Collins, MS 39428



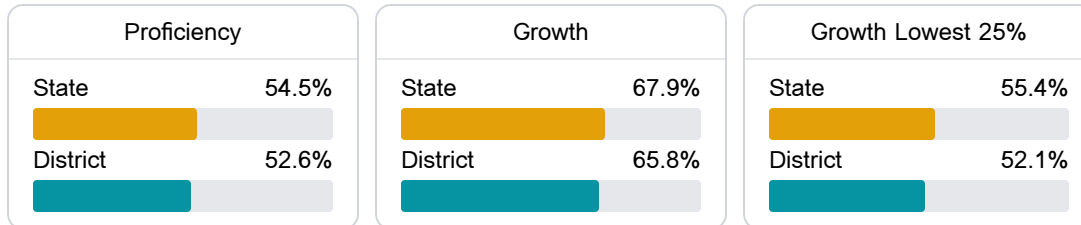
JONATHAN CHANCELOR  
[jchancellor@covingtoncountyschools.org](mailto:jchancellor@covingtoncountyschools.org)

### School Accountability Grade Components

Mississippi's accountability system assigns "A" through "F" letter grades for schools and districts. Grades are based on student achievement, student growth, student participation in testing, and other academic measures.

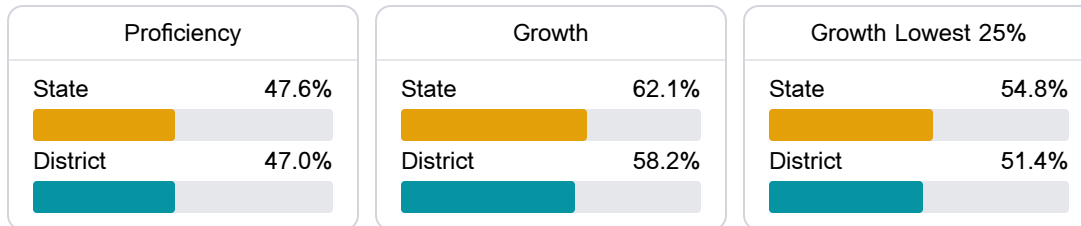
#### Math

Measurements of student performance on the statewide math assessment.



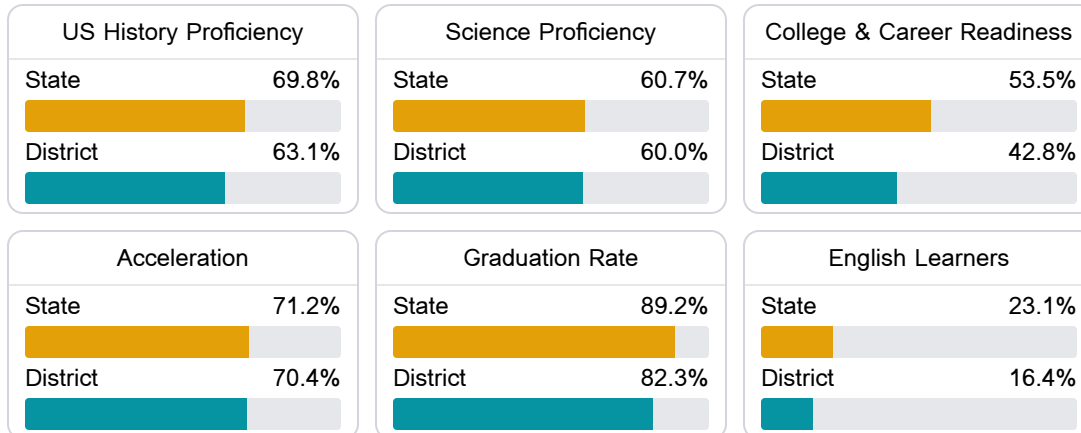
#### English

Measurements of student performance on the statewide English language arts (ELA) assessment.



#### Other Measures

Other measurements of student performance that factor into the accountability grade.



Detailed Assessment and Other Data

Student Performance

The following information shows each level of student performance on statewide assessments.

Math

| Level 1                |       | Level 2                |        | Level 3                |        | Level 4                |        | Level 5                |        |
|------------------------|-------|------------------------|--------|------------------------|--------|------------------------|--------|------------------------|--------|
| State                  | 0-10% | State                  | 11-20% | State                  | 21-30% | State                  | 31-40% | State                  | 11-20% |
| <div><div></div></div> |       | <div><div></div></div> |        | <div><div></div></div> |        | <div><div></div></div> |        | <div><div></div></div> |        |
| District               | 0-10% | District               | 11-20% | District               | 31-40% | District               | 31-40% | District               | 11-20% |
| <div><div></div></div> |       | <div><div></div></div> |        | <div><div></div></div> |        | <div><div></div></div> |        | <div><div></div></div> |        |
| Minimal                |       | Basic                  |        | Passing                |        | Proficient             |        | Advanced               |        |

English

| Level 1                |      | Level 2                |       | Level 3                |       | Level 4                |       | Level 5                |       |
|------------------------|------|------------------------|-------|------------------------|-------|------------------------|-------|------------------------|-------|
| State                  | 8.8% | State                  | 16.5% | State                  | 29.4% | State                  | 29.5% | State                  | 15.9% |
| <div><div></div></div> |      | <div><div></div></div> |       | <div><div></div></div> |       | <div><div></div></div> |       | <div><div></div></div> |       |
| District               | 9.9% | District               | 15.9% | District               | 30.9% | District               | 29.4% | District               | 13.9% |
| <div><div></div></div> |      | <div><div></div></div> |       | <div><div></div></div> |       | <div><div></div></div> |       | <div><div></div></div> |       |
| Minimal                |      | Basic                  |       | Passing                |       | Proficient             |       | Advanced               |       |

Science

| Level 1                |       | Level 2                |       | Level 3                |       | Level 4                |       | Level 5                |       |
|------------------------|-------|------------------------|-------|------------------------|-------|------------------------|-------|------------------------|-------|
| State                  | 12.3% | State                  | 11.8% | State                  | 20.1% | State                  | 33.9% | State                  | 21.9% |
| <div><div></div></div> |       | <div><div></div></div> |       | <div><div></div></div> |       | <div><div></div></div> |       | <div><div></div></div> |       |
| District               | 13.8% | District               | 13.5% | District               | 22.2% | District               | 31.8% | District               | 18.8% |
| <div><div></div></div> |       | <div><div></div></div> |       | <div><div></div></div> |       | <div><div></div></div> |       | <div><div></div></div> |       |
| Minimal                |       | Basic                  |       | Passing                |       | Proficient             |       | Advanced               |       |

Student Assessment Participation

