

# District Report Card 2021 - 2022

For more detailed information, please visit <https://msrc.mdek12.org>.



## Hazlehurst City School District

Hazlehurst, MS



119 Robert McDaniel Drive  
Hazlehurst, MS 39083



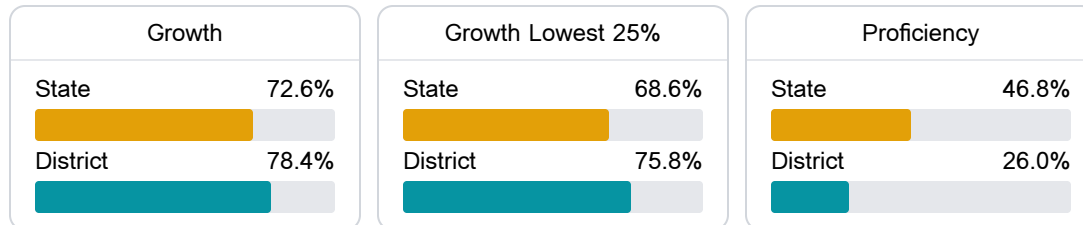
Cloyd Garth  
[cgarth@hazlehurst.k12.ms.us](mailto:cgarth@hazlehurst.k12.ms.us)

### School Accountability Grade Components

Mississippi's accountability system assigns "A" through "F" letter grades for schools and districts. Grades are based on student achievement, student growth, student participation in testing, and other academic measures. COVID - 19 pandemic disruptions continue to be reflected in 2021 - 2022 accountability data, particularly growth data.

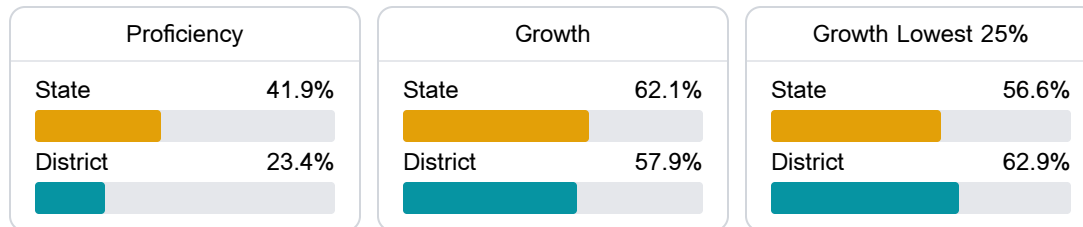
#### Math

Measurements of student performance on the statewide math assessment.



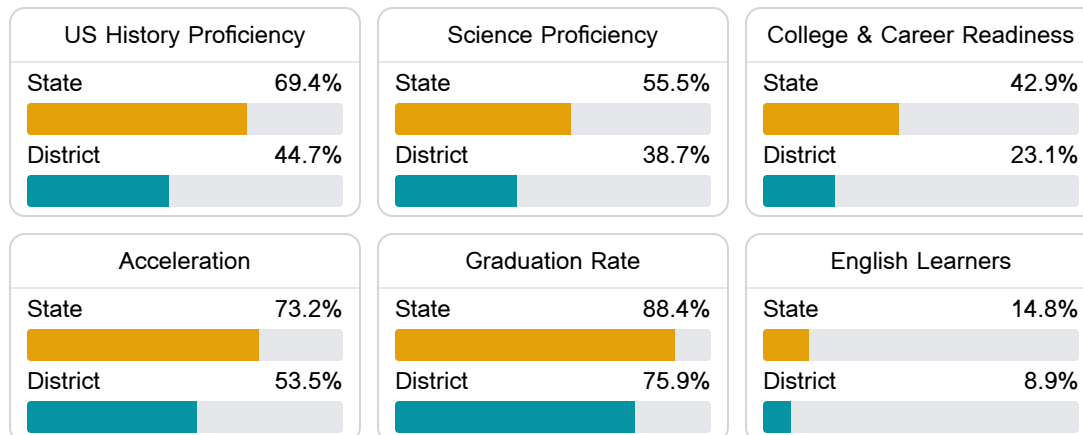
#### English

Measurements of student performance on the statewide English language arts (ELA) assessment.



#### Other Measures

Other measurements of student performance that factor into the accountability grade.



### Teacher Data

88.6

Teachers



64.1%

Experienced Teachers

4.4%

Provisional Teachers

79.2%

In-Field Teachers

## Detailed Assessment and Other Data

## Student Performance

The following information shows each level of student performance on statewide assessments.

## Math

Level 1	Level 2	Level 3	Level 4	Level 5
State 7.0%	State 19.3%	State 27.3%	State 31.5%	State 15.0%
District 11-20%	District 31-40%	District 31-40%	District 21-30%	District 0-10%
Minimal	Basic	Passing	Proficient	Advanced

## English

Level 1	Level 2	Level 3	Level 4	Level 5
State 8.6%	State 18.9%	State 31.3%	State 29.1%	State 12.1%
District 11-20%	District 21-30%	District 31-40%	District 11-20%	District 0-10%
Minimal	Basic	Passing	Proficient	Advanced


## Science

Level 1	Level 2	Level 3	Level 4	Level 5
State 11.0%	State 12.4%	State 22.5%	State 34.7%	State 19.4%
District 21.0%	District 17.8%	District 24.3%	District 27.5%	District 9.4%
Minimal	Basic	Passing	Proficient	Advanced

## Student Assessment Participation



## Discipline



## Other Data



54.3 %

Chronic Absenteeism



\$10,614.00

Per-Pupil Expenditure



47.2 %

Post-Secondary Enrollment



41.3%

Advanced Course Participation