

District Report Card 2020 - 2021

For more detailed information, please visit <https://msrc.mdek12.org>.



Copiah County School District

Hazlehurst, MS



254 West Gallatin Street
Hazlehurst, MS 39083



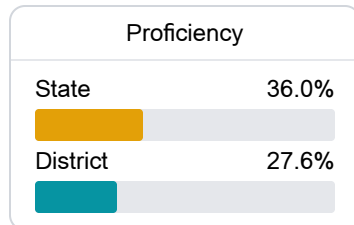
RICKEY CLOPTON
rickey.clopton@copiah.ms

School Accountability Grade Components

Mississippi's accountability system assigns "A" through "F" letter grades for schools and districts. Grades are based on student achievement, student growth, student participation in testing, and other academic measures. COVID - 19 pandemic disruptions continue to be reflected in 2021 - 2022 accountability data, particularly growth data.

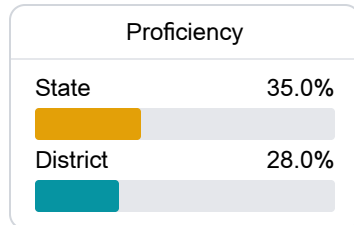
Math

Measurements of student performance on the statewide math assessment.



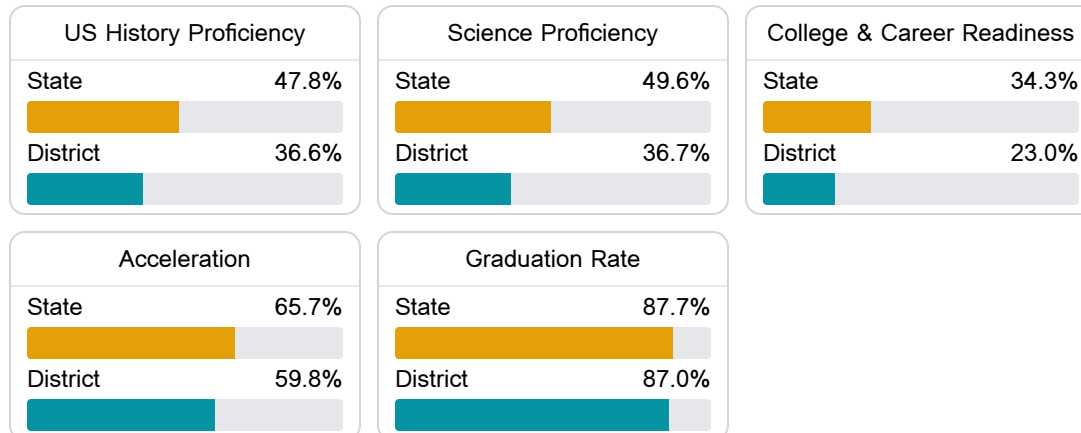
English

Measurements of student performance on the statewide English language arts (ELA) assessment.



Other Measures

Other measurements of student performance that factor into the accountability grade.



Teacher Data

145.3

Teachers



84.4%

Experienced Teachers

8.5%

Provisional Teachers

97.4%

In-Field Teachers

Detailed Assessment and Other Data

Student Performance

The following information shows each level of student performance on statewide assessments.

Math

Level 1		Level 2		Level 3		Level 4		Level 5	
State	11.6%	State	24.2%	State	29.5%	State	24.8%	State	9.9%
District	11-20%	District	21-30%	District	31-40%	District	21-30%	District	0-10%
Minimal		Basic		Passing		Proficient		Advanced	

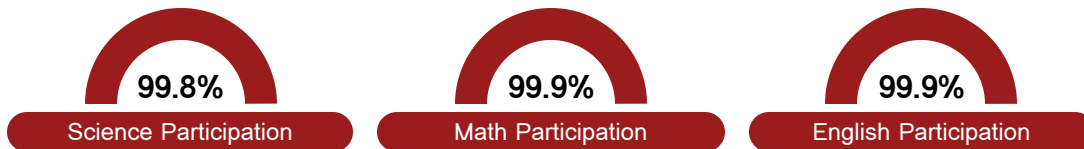
English

Level 1		Level 2		Level 3		Level 4		Level 5	
State	10.8%	State	23.1%	State	31.8%	State	24.6%	State	9.7%
District	12.4%	District	25.5%	District	34.1%	District	21.4%	District	6.6%
Minimal		Basic		Passing		Proficient		Advanced	

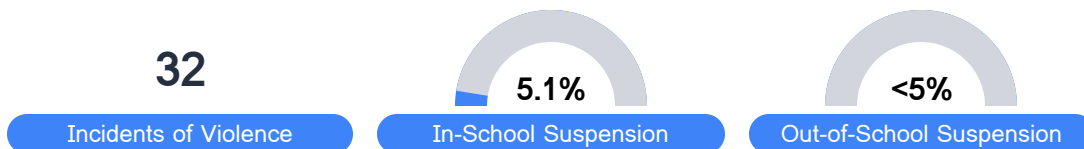
Science

Level 1		Level 2		Level 3		Level 4		Level 5	
State	13.8%	State	14.5%	State	23.4%	State	32.7%	State	15.7%
District	17.5%	District	19.0%	District	25.1%	District	29.1%	District	9.3%
Minimal		Basic		Passing		Proficient		Advanced	

Student Assessment Participation



Discipline



* Source: 2017-2018 Civil Rights Data Collection

Other Data



9.2 %

Chronic Absenteeism



\$9,344.58

Per-Pupil Expenditure



64.8 %

Post-Secondary Enrollment



33.4%

Advanced Course Participation