



Enterprise School District

Enterprise, MS



503 RIVER ROAD
Enterprise, MS 39330



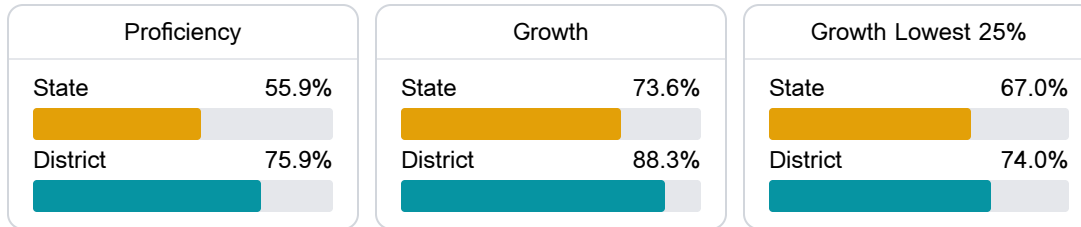
MARLON BRANNAN
marlon.brannan@esd.k12.ms.us

School Accountability Grade Components

Mississippi's accountability system assigns "A" through "F" letter grades for schools and districts. Grades are based on student achievement, student growth, student participation in testing, and other academic measures.

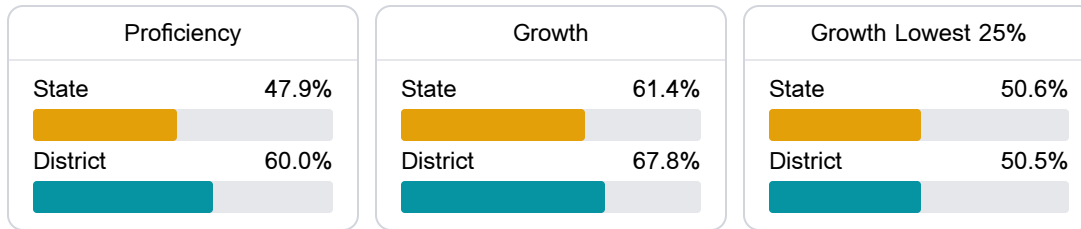
Math

Measurements of student performance on the statewide math assessment.



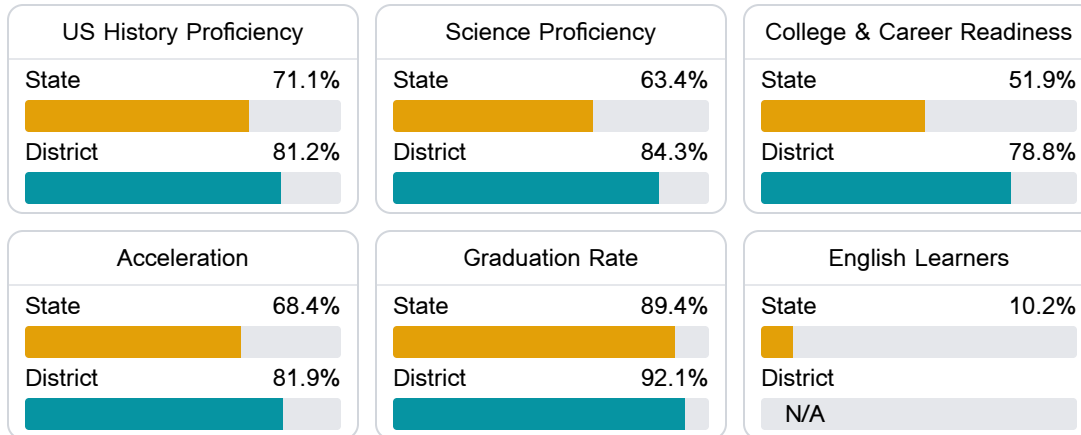
English

Measurements of student performance on the statewide English language arts (ELA) assessment.



Other Measures

Other measurements of student performance that factor into the accountability grade.




Detailed Assessment and Other Data


Student Performance

The following information shows each level of student performance on statewide assessments.


Math



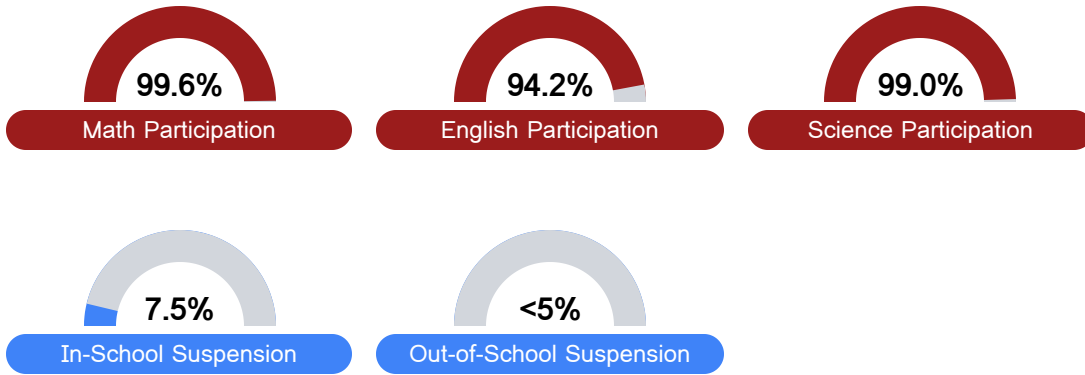
English



Science



Student Assessment Participation



Other Data



14.3%

Chronic Absenteeism



\$11,913.91

Per-Pupil Expenditure



72.5%

Post-Secondary Enrollment



>95%

Advanced Course Participation