



Enterprise School District

Enterprise, MS



503 RIVER ROAD
Enterprise, MS 39330



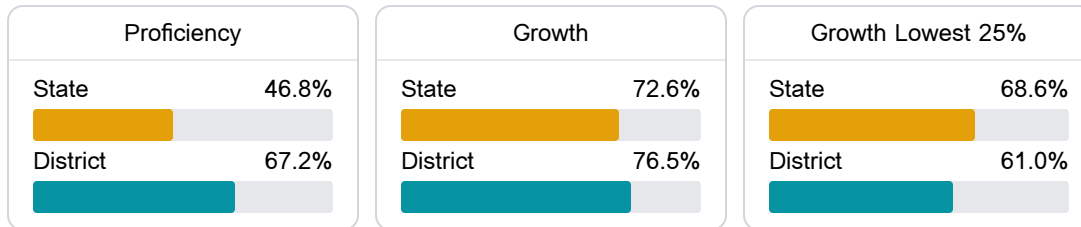
MARLON BRANNAN
marlon.brannan@esd.k12.ms.us

School Accountability Grade Components

Mississippi's accountability system assigns "A" through "F" letter grades for schools and districts. Grades are based on student achievement, student growth, student participation in testing, and other academic measures. COVID - 19 pandemic disruptions continue to be reflected in 2021 - 2022 accountability data, particularly growth data.

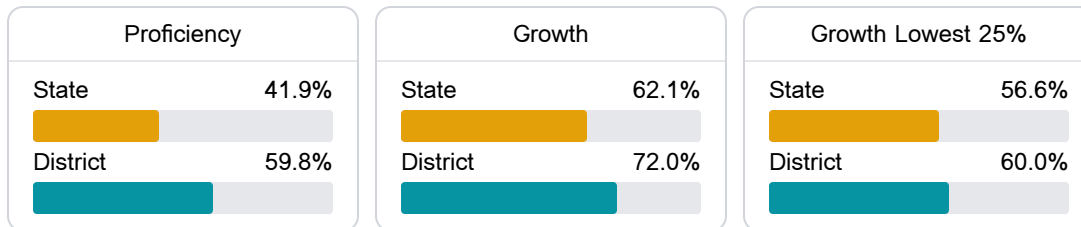
Math

Measurements of student performance on the statewide math assessment.



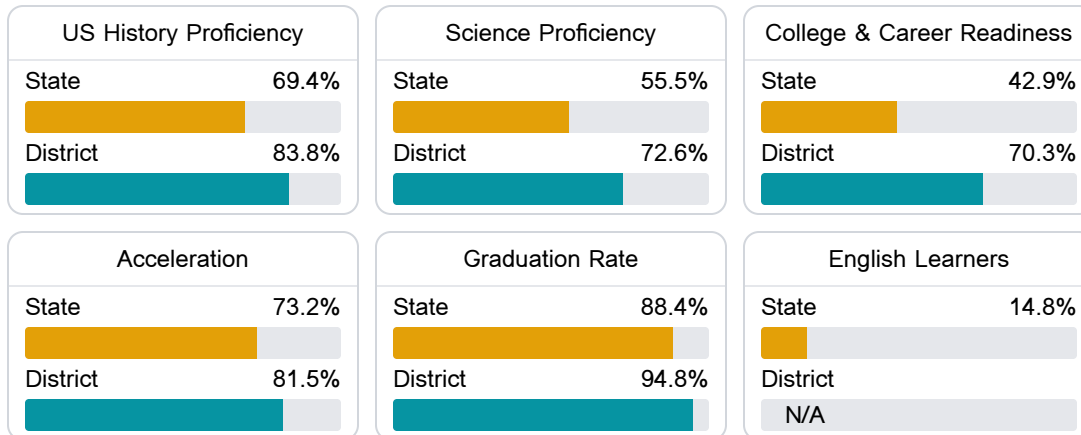
English

Measurements of student performance on the statewide English language arts (ELA) assessment.



Other Measures

Other measurements of student performance that factor into the accountability grade.




Detailed Assessment and Other Data

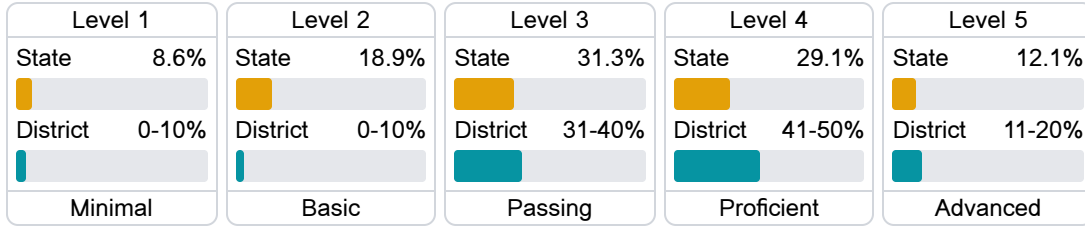
Student Performance

The following information shows each level of student performance on statewide assessments.


Math



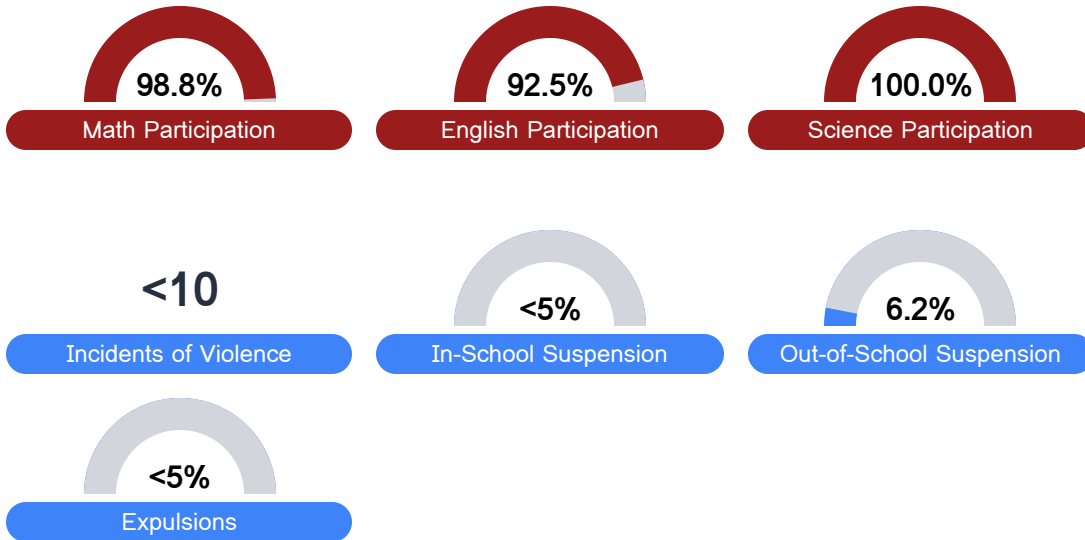
English



Science



Student Assessment Participation



Other Data



22.8%

Chronic Absenteeism



\$9,904.66

Per-Pupil Expenditure



74.5%

Post-Secondary Enrollment



>95%

Advanced Course Participation