

Benton County School District

Ashland, MS

231 Court Street
Ashland, MS 38603

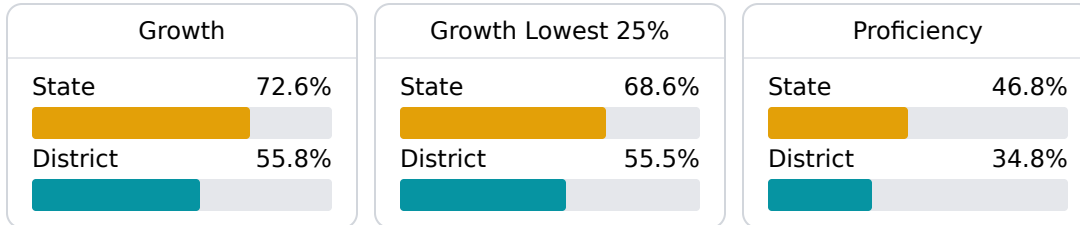
Dr. Regina Biggers
rbiggers@benton.k12.ms.us

School Accountability Grade Components

Mississippi's accountability system assigns "A" through "F" letter grades for schools and districts. Grades are based on student achievement, student growth, student participation in testing, and other academic measures. COVID - 19 pandemic disruptions continue to be reflected in 2021 - 2022 accountability data, particularly growth data.

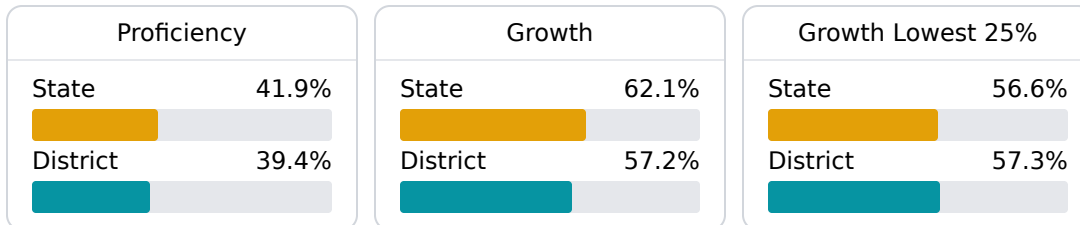
Math

Measurements of student performance on the statewide math assessment.



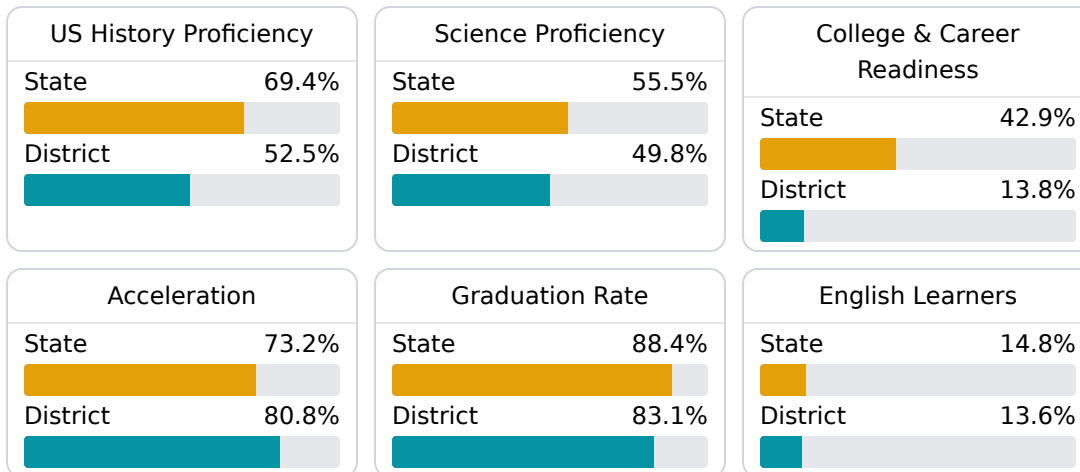
English

Measurements of student performance on the statewide English language arts (ELA) assessment.



Other Measures

Other measurements of student performance that factor into the accountability grade.



Teacher Data

89.3

Teachers



63.2%

Experienced Teachers

12.4%

Provisional Teachers

87.1%

In-Field Teachers

Detailed Assessment and Other Data

Student Performance

The following information shows each level of student performance on statewide assessments.

Math

Level 1	Level 2	Level 3	Level 4	Level 5
State 7.0%	State 19.3%	State 27.3%	State 31.5%	State 15.0%
District 6.9%	District 25.9%	District 33.8%	District 26.7%	District 6.7%
Minimal	Basic	Passing	Proficient	Advanced

English

Level 1	Level 2	Level 3	Level 4	Level 5
State 8.6%	State 18.9%	State 31.3%	State 29.1%	State 12.1%
District 8.8%	District 15.5%	District 37.6%	District 29.6%	District 8.6%
Minimal	Basic	Passing	Proficient	Advanced

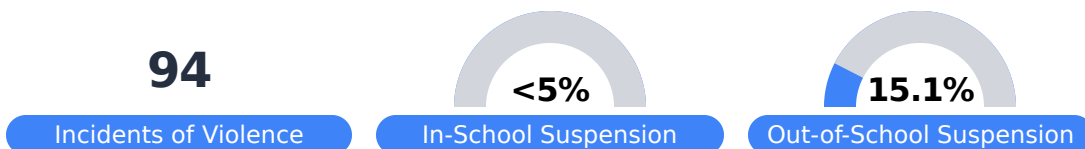
Science

Level 1	Level 2	Level 3	Level 4	Level 5
State 11.0%	State 12.4%	State 22.5%	State 34.7%	State 19.4%
District 16.2%	District 11.9%	District 25.7%	District 34.8%	District 11.4%
Minimal	Basic	Passing	Proficient	Advanced

Student Assessment Participation



Discipline



Other Data



35.6%

Chronic Absenteeism



\$11,932.55

Per-Pupil Expenditure



69.0%

Post-Secondary Enrollment



36.7%

Advanced Course Participation