

# District Report Card 2019 - 2020

For more detailed information, please visit <https://msrc.mdek12.org>.



## Benton County School District

Ashland, MS

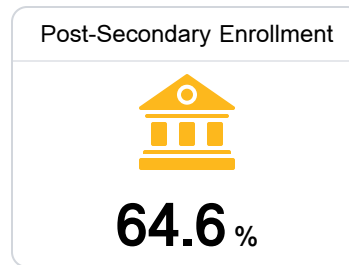
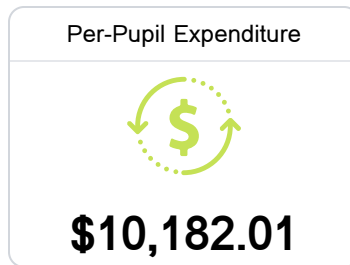
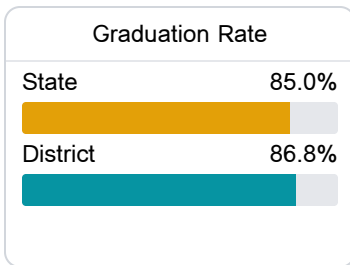


31 Main Street  
Ashland, MS 38603



Dr. Regina Biggers  
rbiggers@benton.k12.ms.us

Due to the impact of COVID-19 on school closures in the 2019-20 school year and a waiver from the U.S. Department of Education, the Mississippi Department of Education (MDE) has no assessment and accountability data to report for the 2019-20 school year.



### Teacher Data

**79.0**

Teachers



**77.2%**

Experienced Teachers

**11.7%**

Provisional Teachers

**90.9%**

In-Field Teachers