



Amite County School District Liberty, MS

 533 Maggie Street P.O. Box 378
Liberty, MS 39645

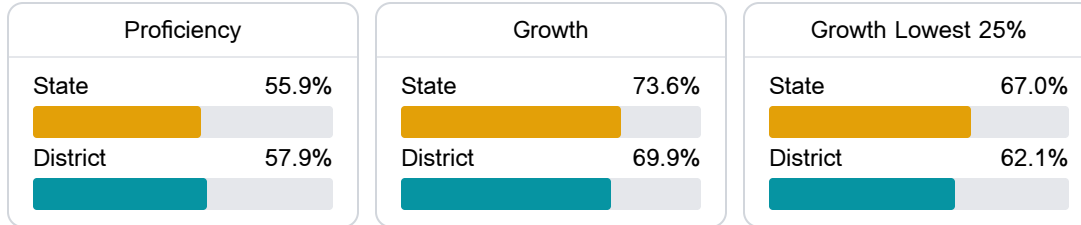
 DONALD CUEVAS
dcuevas@amite.k12.ms.us

School Accountability Grade Components

Mississippi's accountability system assigns "A" through "F" letter grades for schools and districts. Grades are based on student achievement, student growth, student participation in testing, and other academic measures.

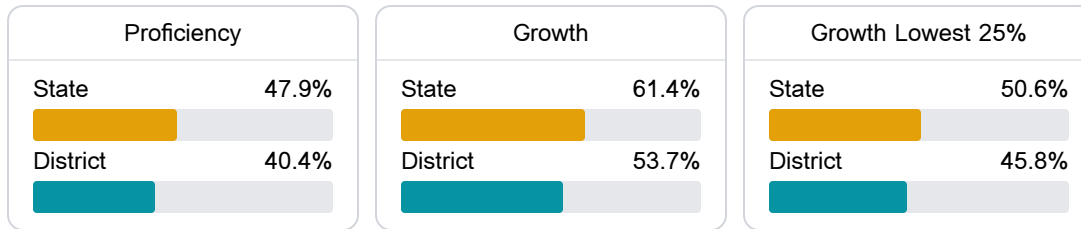
Math

Measurements of student performance on the statewide math assessment.



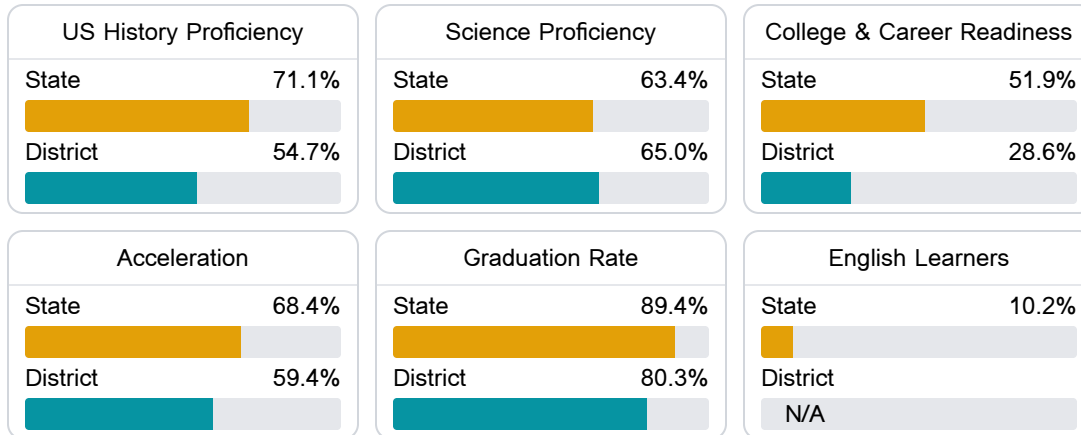
English

Measurements of student performance on the statewide English language arts (ELA) assessment.



Other Measures

Other measurements of student performance that factor into the accountability grade.




Detailed Assessment and Other Data


Student Performance

The following information shows each level of student performance on statewide assessments.


Math



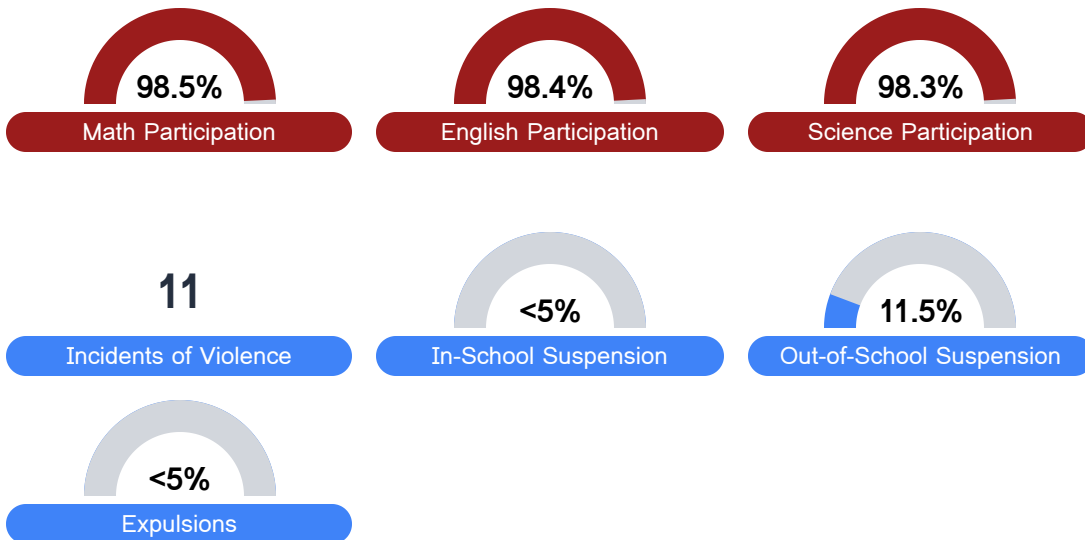
English



Science



Student Assessment Participation



Other Data



33.8%

Chronic Absenteeism



\$16,085.49

Per-Pupil Expenditure



41.9%

Post-Secondary Enrollment



51.5%

Advanced Course Participation