

District Report Card 2020 - 2021

For more detailed information, please visit <https://msrc.mdek12.org>.



Alcorn School District

Corinth, MS



31 CR 401 P.O. Box 1420
Corinth, MS 38834



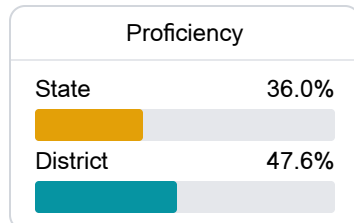
Brandon Quinn
bquinn@alcornschools.org

School Accountability Grade Components

Mississippi's accountability system assigns "A" through "F" letter grades for schools and districts. Grades are based on student achievement, student growth, student participation in testing, and other academic measures. COVID - 19 pandemic disruptions continue to be reflected in 2021 - 2022 accountability data, particularly growth data.

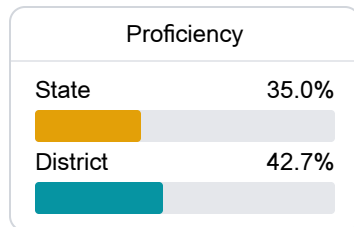
Math

Measurements of student performance on the statewide math assessment.



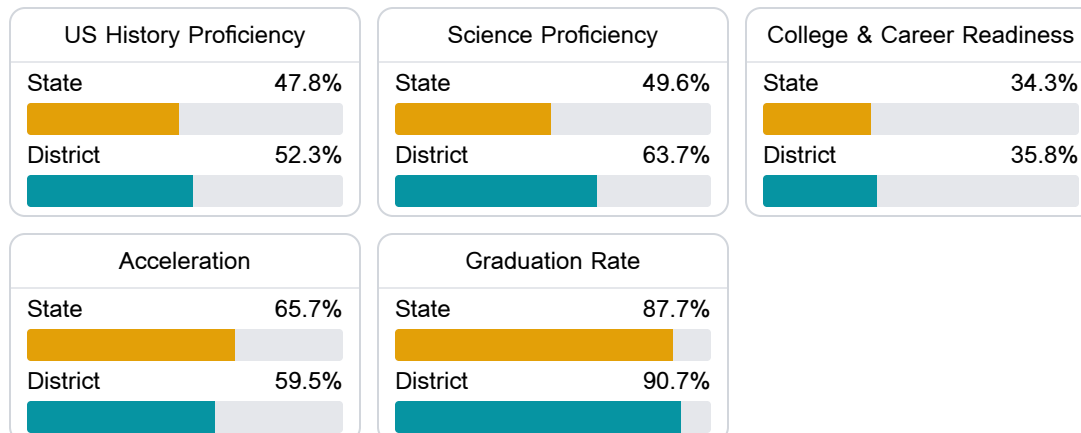
English

Measurements of student performance on the statewide English language arts (ELA) assessment.



Other Measures

Other measurements of student performance that factor into the accountability grade.



Teacher Data

242.7

Teachers



84.7%

Experienced Teachers

0.8%

Provisional Teachers

98.7%

In-Field Teachers

Detailed Assessment and Other Data

Student Performance

The following information shows each level of student performance on statewide assessments.

Math

Level 1	Level 2	Level 3	Level 4	Level 5
State 11.6%	State 24.2%	State 29.5%	State 24.8%	State 9.9%
District 5.2%	District 17.6%	District 33.2%	District 32.3%	District 11.7%
Minimal	Basic	Passing	Proficient	Advanced

English

Level 1	Level 2	Level 3	Level 4	Level 5
State 10.8%	State 23.1%	State 31.8%	State 24.6%	State 9.7%
District 6.1%	District 20.4%	District 32.7%	District 28.7%	District 12.1%
Minimal	Basic	Passing	Proficient	Advanced

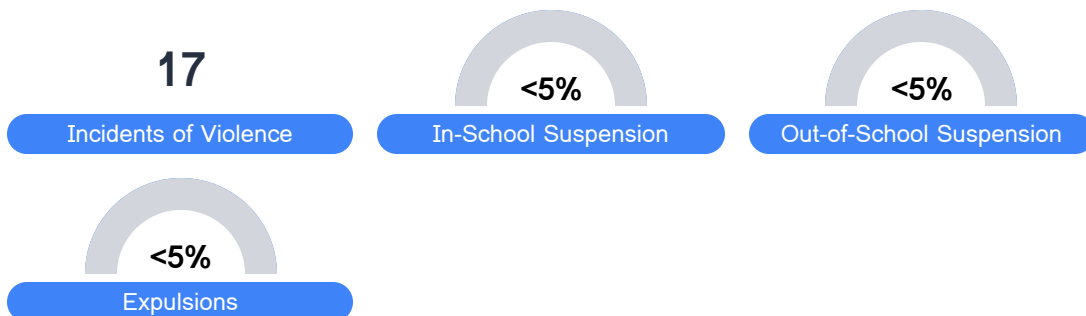
Science

Level 1	Level 2	Level 3	Level 4	Level 5
State 13.8%	State 14.5%	State 23.4%	State 32.7%	State 15.7%
District 7.5%	District 8.6%	District 20.4%	District 45.3%	District 18.2%
Minimal	Basic	Passing	Proficient	Advanced

Student Assessment Participation



Discipline



* Source: 2017-2018 Civil Rights Data Collection

Other Data



10.7%

Chronic Absenteeism



\$10,192.57

Per-Pupil Expenditure



71.6%

Post-Secondary Enrollment



36.8%

Advanced Course Participation