

District Report Card 2018 - 2019

For more detailed information, please visit <https://msrc.mdek12.org>.



Natchez-Adams School District

Natchez, MS



10 Homochitto Street
Natchez, MS 39121



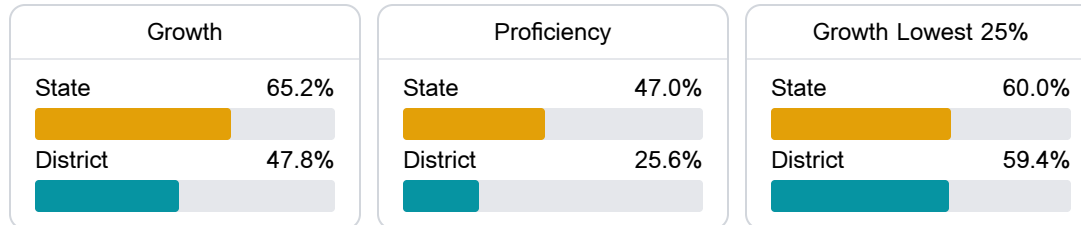
ZANDRA MCDONALD-GREEN
zanmcdonald@natchez.k12.ms.us

School Accountability Grade Components

Mississippi's accountability system assigns "A" through "F" letter grades for schools and districts. Grades are based on student achievement, student growth, student participation in testing, and other academic measures.

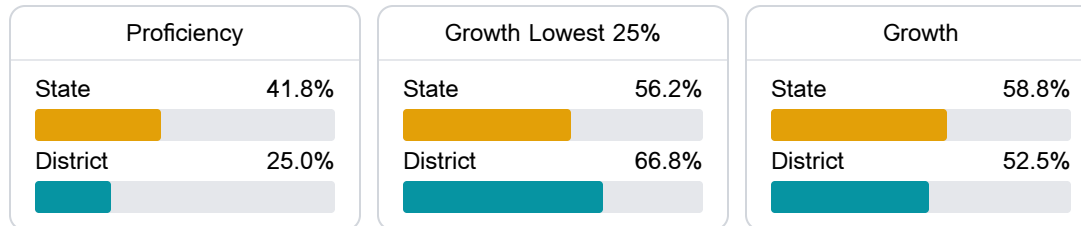
Math

Measurements of student performance on the statewide math assessment.



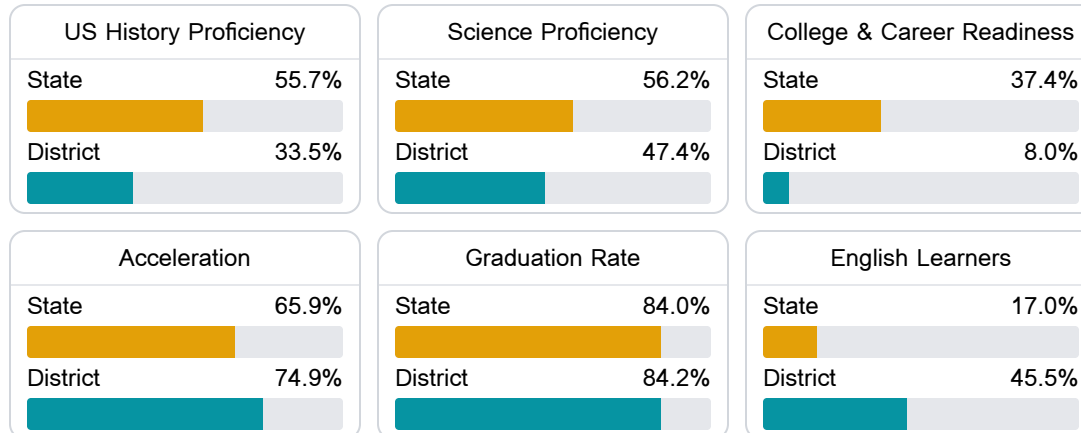
English

Measurements of student performance on the statewide English language arts (ELA) assessment.



Other Measures

Other measurements of student performance that factor into the accountability grade.



Teacher Data

226.2

Teachers



77.4%

Experienced Teachers

18.1%

Provisional Teachers

91.8%

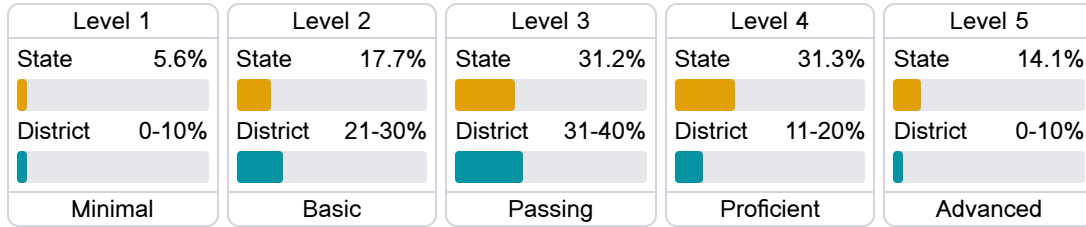
In-Field Teachers

Detailed Assessment and Other Data


Student Performance

The following information shows each level of student performance on statewide assessments.


Math



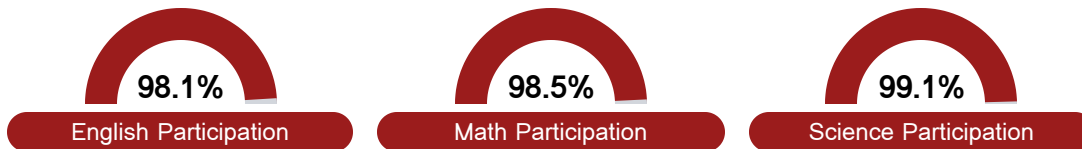
English



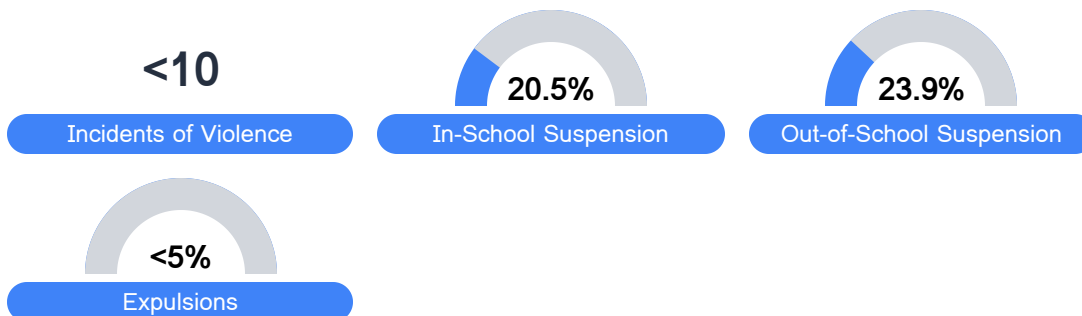
Science



Student Assessment Participation



Discipline



* Source: 2017-2018 Civil Rights Data Collection

Other Data



17.6%

Chronic Absenteeism



\$11,647.45

Per-Pupil Expenditure



80.1%

Post-Secondary Enrollment



54.1%

Advanced Course Participation